

ACTIVE

GRAMMAR

BOOK - 1

PADMINI SAMEERAN

M.A., B.Ed., M.Phil. (English)

Prof. P. MADHAVAN

M.A., M.Phil., Ph.D

Department of Linguistics and Contemporary English

Dean, Research,

Chairman, Board of Research Studies

The English and Foreign Languages University (EFLU), Hyderabad



ARROW PUBLICATIONS PVT. LTD.[®]

HYDERABAD - 500 040

First Edition - 2009

Reprint - 2010, 2011, 2012, 2013, 2014, 2015, 2016, 2017, 2018, 2019, 2020

© Reserved with publishers

No part of this book may be copied or translated, stored in any data base system or transmitted in any form or by any means without the prior written permission of the Publishers. Any breach will entail legal action and prosecution without further notice.



ARROW PUBLICATIONS PVT. LTD.[®]

C-11 A & B, TSIIC, Moula-Ali, Hyderabad-500 040

Ph. : +91 91009 99026, 91009 99027

mail@arrowpublicationsindia.com

PREFACE

Active Grammar is a graded series which has been designed to help young learners acquire proficiency in English through a skill-based approach to language learning.

The grammar books present the various grammatical items in simple language, followed by a wide range of exercises devised to explain the concepts clearly while training the learners to use the language effectively in real-life situations. The concepts have been explained by bringing in liberal use of lively illustrations that aid the child's understanding of the written text. Reading and speaking skills have been integrated with grammar so as to make language learning meaningful.

The exercises are innovative, well planned fun-filled and relevant. They prompt the child to discover – step by step, in a guided systematic and focussed manner - the functional uses of each grammatical rule.

Revision tests help learners consolidate the learning before moving on to newer concepts and aid the teacher in student evaluation.

Thus **Active Grammar** is a unique series for those teachers and learners who are looking for learner friendly, and learner-centred material. It is mainly intended to pave the path for young learners to become fluent in the language and lead them in small steps towards the larger goal of acquiring communication skills in English.

– *Publishers*

CONTENTS



1. The Alphabet	5
2. 'A' and 'An' (Articles)	7
3. Naming Words (Nouns)	12
4. One and More Than One	17
5. Words Used in Place of Nouns (Pronouns).....	22
<i>Revision Test - 1.....</i>	<i>27</i>
6. Am, Is, Are	31
7. Things We Do Everyday (Verbs).....	36
8. Things We Are Doing Now (Verbs).....	42
9. Things I Did Yesterday (Verbs)	47
10. Was, Were	53
11. Things We Will Do Tomorrow (Verbs)	54
12. Have and Has	57
<i>Revision Test - 2.....</i>	<i>59</i>
13. Describing words (Adjectives).....	63
14. Describing Actions with -ly Words (Adverbs)	68
15. Words of Position Place and Time (Prepositions).....	70
16. Joining Words (Conjunctions).....	74
<i>Revision Test - 3.....</i>	<i>78</i>

1. THE ALPHABET

A. Join the dots from A to Z to complete the picture.



Capital Letters

A B C D E F G H I J K L M

N O P Q R S T U V W X Y Z

Small Letters

a b c d e f g h i j k l m

n o p q r s t u v w x y z

B. Fill in the missing letters.

A			D				H				L	
	O			R				V				Z

a				e				i				m
n			q			t				x		z

C. Look at the picture and say the word aloud. Then circle the beginning letter of the word.



1. i © f s



2. h l m p



3. n a b y



4. t h u f



5. k u z d



6. e j g o



7. b q v e



8. r t w b

D. Arrange the letters in alphabetical order.

- laop a l o p
- ubeq _____
- dmut _____
- inzr _____
- xvfc _____

Did you know ?

The English alphabet has 26 letters. Letters make words.

2. 'A' AND 'AN' (ARTICLES)

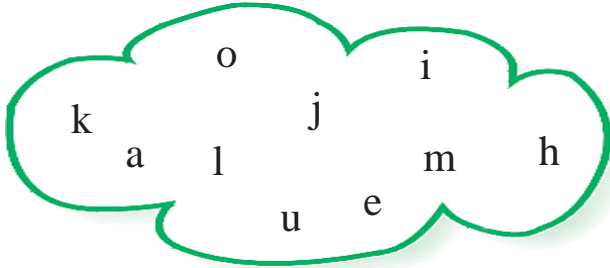
Look at the letters of the alphabet.

a	b	c	d	e	f	g	h	i	j	k	l	m
n	o	p	q	r	s	t	u	v	w	x	y	z

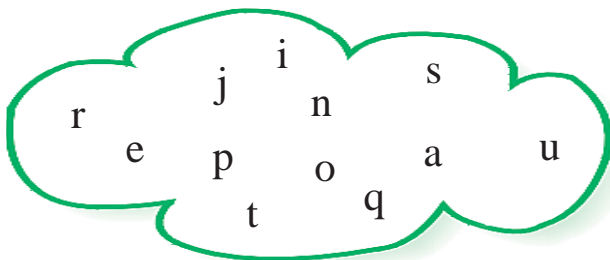
The letters a, e, i, o, u are called **vowels**.

The other letters are called **consonants**.

A. Circle the vowels in the set of letters given.



Circle the letters that are not vowels.



B. Read the words and circle the word that describes the picture.



bus bat



jug jar



car cake



king kite



van vase



cow crow



cot cone



tub tube

We use **an** before a word that begins with a vowel.




an apple



an egg



an orange



an elephant



an igloo



an umbrella

We use **a** before a word that begins with a consonant.



a girl



a cat



a bag



a fan



a man



a rabbit

C. Fill in the blanks with a or an.



1. _____ egg in _____ basket



2. _____ man in _____ aeroplane



3. _____ boy on _____ elephant



4. _____ girl with _____ umbrella



5. _____ pen in _____ inkpot



6. _____ parrot in _____ cage



7. _____ frog in _____ well



8. _____ ice cube in _____ glass



9. _____ flag on _____ pole



10. _____ lock and _____ key



11. _____ spoon and _____ fork



12. _____ boat with _____ oar

D. Fill in the blanks with the missing vowels.



1. w ___ ll



w ___ ll



2. c ___ p



c ___ p



3. h ___ t



h ___ t



4. t ___ p



t ___ p



5. n ___ t



n ___ t



6. b ___ ll



b ___ ll



7. l ___ g



l ___ g



8. m ___ t



m ___ g

E. Fill in the blanks with suitable consonants.

a) ___ ox

d) ___ un

g) ___ ate

j) ___ irl

b) ___ og

e) ___ orse

h) ___ oy

k) ___ rain

c) ___ amp

f) ___ ed

i) ___ et

l) ___ ose

F. Fill in the blanks with the right word. Add 'a' to the word.

dog, fish, cub, cat

1) There is on the log.



2) There is on the mat.



3) There is in the tub.



4) There is in the dish.



G. Use a or an to complete the following.

1. Rita and Nita sit down for breakfast. Rita eats ___ egg and ___ slice of bread. Nita eats ___ apple and drinks ___ glass of milk.



2. Raman goes to a toy shop. He buys ___ aeroplane, ___ teddy bear, ___ doll, ___ racing car and ___ xylophone.



3. This is my pencil box. I keep _____ pencil, _____ eraser, _____ sharpener and _____ ruler in it.



3. NAMING WORDS (NOUNS)

A. Everything has a name. What are the names of these things? You will find the names in the box.

table jeep lion boy rose goat house girl




Names of people, places, animals and things are called **naming words** or **nouns**.

B. Who am I?

1. I carry your luggage.
2. I sew your clothes.
3. I catch thieves.
4. I cut your hair.
5. I grow crops for you.
6. I fly an aeroplane.
7. I mend your shoes.
8. I treat sick people.
9. I bring you letters.
10. I repair your taps.

plumber
barber
postman
tailor
pilot
porter
policeman
farmer
doctor
cobbler

C. What are they?

1. 
2. 
3. 
4. 
5. 

fruits
toys
clothes
birds
furniture

D. Where do you find these?

1. animals
2. stars
3. blackboard
4. vegetables
5. flowers
6. computers

school garden
zoo market
office sky

E. Is it a person, place, animal or thing?

- | | | | |
|-----------|------------------|-----------|-------|
| 1. Rohit |person..... | 6. India | |
| 2. dog | | 7. kite | |
| 3. Delhi | | 8. church | |
| 4. chair | | 9. woman | |
| 5. doctor | | 10. cow | |

F. Study the picture and read the passage.



This is a **park**. There are many **children** in the park. They are playing with a **ball**. A man is walking in the park with his pet **dog**. A **woman** is sitting on a **bench**. There are many **flowers** in the park. A little **girl** is plucking the **flowers**.

Answer the following in a word or a phrase.

1. Where are the children playing ?
2. What are they playing with ?
3. Who is the man walking with ?
4. Where is the woman sitting ?
5. What is the little girl plucking ?

G. Arun tells us about himself.



I am a boy. My name is Arun.

I am six years old. I am in class I.

I go to Blue Bells School.

My father's name is Rajeev. He is a doctor.

My mother's name is Sheela. She is a teacher.

I like to play cricket and video games.

Now write similar sentences about yourself.

1. I am

2. My name is

3. I am years old.

4. I am in

5. I go to school.

6. My father's name is He is

7. My mother's name is She is

8. I like