

*The Right Way*  
*to*  
**GRAMMAR** ②

**PADMINI SAMEERAN**

M.A., B.Ed., M.Phil. (English)

**Prof. P. MADHAVAN**

M.A., M.Phil., Ph.D

Department of Linguistics and Contemporary English

**Dean, Research,**

Chairman, Board of Research Studies

The English and Foreign Languages University (EFLU), Hyderabad



**ARROW PUBLICATIONS PVT. LTD.<sup>®</sup>**

**HYDERABAD - 500 040**

First Edition - 2005

Reprint - 2006, 2007, 2008, 2009, 2010, 2011, 2012, 2013, 2014, 2015,  
2016, 2017, 2018, 2019

### © Reserved with publishers

No part of this book may be copied or translated, stored in any database system or transmitted in any form or by any means without the prior written permission of the Publishers. Any breach will entail legal action and prosecution without further notice.



**ARROW PUBLICATIONS PVT. LTD.®**

# C-11 A & B, TSIIIC, Moula-Ali, Hyderabad - 500 040.

☎ : +91 91009 99026, 91009 99027

mail@arrowpublicationsindia.com

# PREFACE

**The Right Way To Grammar** series 1-7 has been specially designed to help primary school children acquire communicative skills in English from the very first year of language learning.

It is a unique series of grammar books which teachers will find useful to lead their students in small steps towards the larger goal of equipping them with the language they can use in real-life situations.

The grammar books present traditional grammatical concepts in a novel way by bringing in liberal use of lively illustrations that aid the child's understanding of the written text. Reading and speaking skills are promoted through simple, interesting passages and authentic dialogues.

The exercises are innovative, well-planned and meaningful. They prompt the child to discover – step by step, in a guided, systematic and focussed manner – the functional uses of each grammatical rule.

Periodic revision tests help consolidate the learning before moving on to newer concepts.

Thus, **The Right Way To Grammar** is an extremely useful series for those teachers and learners who are looking for modern methods of teaching / learning a second language through learner-centred activities. It is intended to pave the path for every student to succeed in becoming a confident and fluent user of the English language through the most fun-filled and relevant learning experiences.

– **Publishers**


# CONTENTS

1. The Letters of the Alphabet .....	5
2. A, An, The (Articles) .....	8
3. The Sentence .....	11
4. Naming Words (Nouns) .....	13
5. One and More Than One (Singular and Plural) .....	18
6. 'He' Words and 'She' Words (Gender of Nouns) .....	21
7. The Apostrophe ('s) .....	23
<i>Revision Test - I</i> .....	25
8. Words Used in Place of Nouns (Pronouns) .....	28
9. Describing Words (Adjectives).....	32
10. Things We Do Everyday (Verbs) .....	37
11. Things We Are Doing Now (Verbs) .....	41
12. Things We Did Yesterday (Verbs) .....	44
13. Things We Will Do Tomorrow (Verbs) .....	46
<i>Revision Test - II</i> .....	49
14. Do, Does, Did .....	52
15. Am, Is, Are .....	54
16. Have, Has, Had.....	57
17. Was, Were.....	59
18. Describing Actions (Adverbs) .....	61
19. Position Words (Prepositions) .....	67
20. Joining Words (Conjunctions) and Exclamations (Interjections) .....	71
<i>Revision Test - III</i> .....	73
<i>Annexure : Verb Forms</i> .....	76


# 1. THE LETTERS OF THE ALPHABET

There are 26 letters in the English alphabet.

Look at the pictures and name them :



cat



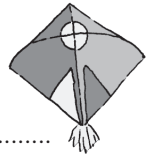
.....



.....




.....



.....



.....



.....



.....



.....



.....



.....



.....



.....



.....



.....



.....



.....



.....



.....



.....



.....



.....



.....



.....



.....



.....

A. Now write the words in alphabetical order.

ant			dog		fan	
	ink			lion		
		queen				
					zebra	

**B. Fill in the blanks with two-letter words beginning with the letters given :**

a : am .....

o : or .....

**C. Fill in the blanks with three-letter words beginning with the letters given :**

c : cab ..... m : man .....

d : did ..... n : nib .....

p : pot ..... r : rug .....

h : hit ..... w : wet .....

**D. Write words with four letters beginning with the letters given :**


s : sing ..... g : gate .....


b : ball ..... f : four .....


t : tree ..... l : lamp .....

**E. Fill in the missing letters (use a, e, i, o, u) :**

1. s \_ n 

2. or \_ ng \_ 

3. l \_ \_ n 


4. m \_ nk \_ y 

F. Fill in the missing letters (use consonants) :

a p p l e

\_\_ u \_\_ a \_\_ a \_\_ e

\_\_ a \_\_ a \_\_ a



\_\_ a \_\_ o

\_\_ a \_\_ e \_\_ e \_\_ o \_\_

\_\_ e \_\_ o \_\_

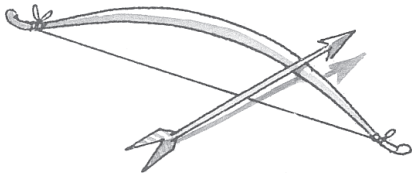
\_\_ i \_\_ e a \_\_ e

## 2. A, AN, THE (ARTICLES)

The letters a, e, i, o and u are called **vowels**. 'An' is used before words beginning with a vowel.

The letters b, c, d, f, g, h, j, k, l, m, n, p, q, r, s, t, v, w, x, y and z are called **consonants**.

**A. Look at the pictures below and fill in the blanks with 'a' or 'an' :**



\_\_\_ bow and \_\_\_ arrow




\_\_\_ flower in \_\_\_ vase




\_\_\_ girl in \_\_\_ long skirt



\_\_\_ insect on \_\_\_ flower



\_\_\_ Eskimo in \_\_\_ igloo



\_\_\_ animal in \_\_\_ zoo


**B. Complete the following with 'a' or 'an' :**

1. Neeru wanted to drink lime juice.  
She cut \_\_\_ lemon and squeezed the  
juice into \_\_\_\_\_ glass. She added \_\_\_  
spoon of sugar. Then she put in \_\_\_  
ice-cube and drank the juice.



2. Once \_\_\_ fisherman went to \_\_\_ river. He caught \_\_\_ big fish  
with \_\_\_ net. He put it in \_\_\_ bag and took it home. His wife  
cut it with \_\_\_ sharp knife and cooked it in \_\_\_ pan.

**A** and **an** are used when you talk about something for the first time. **The** is used when you talk about something again. 'The' is also used when you talk about a particular thing, and before some special names.




the sun




the moon



the earth




the sky



the Pyramids



the Red Fort



the Himalayas

**C. Let's read :**

Once there was a farmer. The farmer had a goose. It was a strange goose. The goose laid a golden egg everyday.

The farmer sold the golden eggs and became rich. But he was a greedy man. He wanted all the eggs at once. So he cut open the goose. But alas! He found no golden eggs inside !




**Answer the following questions in a word or two :**

1. What did the goose lay ? \_\_\_\_\_
2. What did the farmer do with the eggs ? \_\_\_\_\_
3. What kind of a man was he ? \_\_\_\_\_
4. Why did he cut open the goose ? \_\_\_\_\_

**D. Let's write :**

Sree has a bicycle. It is a new bicycle.  
His father bought it from a big shop.  
It is an Atlas bicycle.  
It is red in colour. He keeps it in the shed.  
He rides his bicycle everyday.



**Write about any toy you like :**

I have a \_\_\_\_\_

My \_\_\_\_\_ bought it from \_\_\_\_\_

It is \_\_\_\_\_ bicycle.

It is \_\_\_\_\_ in colour. I keep it in \_\_\_\_\_

I \_\_\_\_\_

**Did you know ?**

You don't need to use an article before some nouns.