

The Right Way
to
GRAMMAR ①

PADMINI SAMEERAN

M.A., B.Ed., M.Phil. (English)

Prof. P. MADHAVAN

M.A., M.Phil., Ph.D

Department of Linguistics and Contemporary English

Dean, Research,

Chairman, Board of Research Studies

The English and Foreign Languages University (EFLU), Hyderabad



ARROW PUBLICATIONS PVT. LTD.[®]

HYDERABAD - 500 040

First Edition - 2005

Reprint - 2006, 2007, 2008, 2009, 2010, 2011, 2012, 2013, 2014, 2015,
2016, 2017, 2018, 2019

© Reserved with publishers

No part of this book may be copied or translated, stored in any database system or transmitted in any form or by any means without the prior written permission of the Publishers. Any breach will entail legal action and prosecution without further notice.



ARROW PUBLICATIONS PVT. LTD.®

C-11 A & B, TSIIIC, Moula-Ali, Hyderabad - 500 040.

☎ : +91 91009 99026, 91009 99027

mail@arrowpublicationsindia.com

PREFACE

The Right Way To Grammar series 1-7 has been specially designed to help primary school children acquire communicative skills in English from the very first year of language learning.

It is a unique series of grammar books which teachers will find useful to lead their students in small steps towards the larger goal of equipping them with the language they can use in real-life situations.

The grammar books present traditional grammatical concepts in a novel way by bringing in liberal use of lively illustrations that aid the child's understanding of the written text. Reading and speaking skills are promoted through simple, interesting passages and authentic dialogues.

The exercises are innovative, well-planned and meaningful. They prompt the child to discover – step by step, in a guided, systematic and focussed manner – the functional uses of each grammatical rule.

Periodic revision tests help consolidate the learning before moving on to newer concepts.

The answers at the end of the book help students check the answers for themselves and move a step forward towards becoming independent learners.

Thus, **The Right Way To Grammar** is an extremely useful series for those teachers and learners who are looking for modern methods of teaching / learning a second language through learner-centred activities. It is intended to pave the path for every student to succeed in becoming a confident and fluent user of the English language through the most fun-filled and relevant learning experiences.

– **Publishers**

CONTENTS


1. The Letters of the Alphabet	5
2. 'A' and 'An'	7
3. Naming Words (Nouns).....	11
4. One and More Than One	18
5. Words Used in Place of Nouns (Pronouns).....	23
<i>Revision Test - I</i>	28
6. Am, Is, Are	31
7. Describing Words (Adjectives)	36
8. Things We Do Everyday (Verbs)	40
9. Things We are Doing Now (Verbs).....	46
10. Things We Did Yesterday (Verbs)	50
<i>Revision Test - II</i>	56
11. Things We Will Do Tomorrow (Verbs)	60
12. Describing Actions with -ly Words (Adverbs).....	64
13. Position Words (Prepositions)	66
14. Joining Words (Conjunctions).....	70
<i>Revision Test - III</i>	73

1. THE LETTERS OF THE ALPHABET

A. Join the dots from A to Z to make a picture :



Capital and Small letters :



Aa Bb Cc Dd Ee Ff Gg Hh Ii

Jj Kk Ll Mm Nn Oo Pp Qq Rr

Ss Tt Uu Vv Ww Xx Yy Zz

B. Write down all the letters of the alphabet below. Write the small letters next to the capital letters :

A a

D d

G g

N n

Q q

W w

Z z

Did you count the number of letters in the English alphabet?



The English alphabet has ____ letters.

Did you know ?

The letters a, e, i, o and u have a special name; they are known as vowels.

The letters other than the vowels are called consonants.

There are 21 consonants.


2. 'A' AND 'AN'

The letters **a**, **e**, **i**, **o** and **u** are called **vowels**.

We use **an** before a word beginning with a vowel.



an apple



an elephant



an umbrella



an egg



an orange

The letters **b**, **c**, **d**, **f**, **g**, **h**, **j**, **k**, **l**, **m**, **n**, **p**, **q**, **r**, **s**, **t**, **v**, **w**, **x**, **y** and **z** are called **consonants**. We use **a** before a word beginning with a consonant.



a girl



a cat



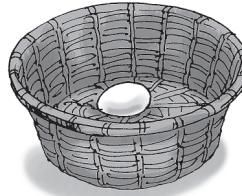
a bag



a man

A. Fill in the blanks with *a* or *an* :


1. An egg in a basket



2. _____ man in _____ aeroplane



3. _____ boy on _____ elephant



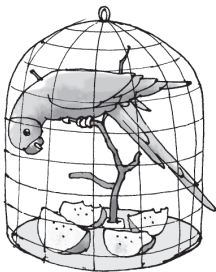
4. _____ girl with _____ umbrella



5. _____ pen in _____ inkpot



6. _____ parrot in _____ cage



7. _____ frog in _____ well




8. _____ icecube in _____ glass




B. Who am I ?


1. I wear a frock. I ama girl.....



2.  I have four wheels. I am


3. I live in water. I am



4.  I can run fast. I am


5. I have six legs. I am



6.  I lay eggs. I am


7. I am green in colour. I am



8.  I have four legs and a trunk. I am

9. I am black in colour. I am




10.  I say miaow-miaow. I am

C. Use a or an to complete the following :

1. Rita and Nita sit down for breakfast. Rita eats _____ egg and _____ toast. Nita eats _____ apple and drinks _____ glass of milk.



2.



Raman goes to a toy shop. He buys _____ aeroplane, _____ teddy bear, _____ doll, _____ racing car and _____ xylophone.

3. This is my pencil box. I keep _____ pencil, _____ eraser, _____ sharpener and _____ ruler in it.



D. Pick out the vowels (a, e, i, o, u) from each of these words and write them in the blanks :

1. elephant : e e a _____ _____
2. aeroplane : _____ _____ _____ _____ _____
3. market : _____ _____ _____ _____ _____
4. sunflower : _____ _____ _____ _____ _____
5. pineapple : _____ _____ _____ _____ _____