

ARROW

PANORAMA

A Skill-Based Approach to English Language Learning

MAIN COURSE BOOK -1

Author

Neha Wahi

Series Editor

Jyothi Swaroop



ARROW PUBLICATIONS PVT. LTD.®

HYDERABAD - 500 040

First Edition : 2017
Reprint : 2018, 2019, 2020

© **Reserved with publishers**

No part of this book may be copied or translated, stored in any data base system or transmitted in any form or by any means without the prior written permission of the Publishers. Any breach will entail legal action and prosecution without further notice.



ARROW PUBLICATIONS PVT. LTD.[®]

C-11 A & B, TSIIC, Moula-Ali, Hyderabad - 500 040.

Ph : +91 91009 99026, 91009 99027

mail@arrowpublicationsindia.com

PREFACE

Panorama 1- 8 adopts a skill based approach to English Language Learning. The series is accompanied by Workbooks 1-8 and Literature Readers 1-8.

The course in English is designed to equip, enable, and empower learners with English language skills. Focus is on the LSRW skills, grammar, vocabulary, pronunciation, spelling and usage. An integral feature is the practice of the functional use of language in everyday situations under the Communication section.

The Flow

Warm Up – Aims to motivate and engage the learner. Activities include language use, identifying objects, and fun activities

The Lesson includes word meaning at the bottom of the page, fact boxes and in-text questions

Reading – Understanding and comprehension, moving from ‘wh’ questions to reasoning, analyzing, predicting and justifying through a variety of fun filled activities

Vocabulary – Builds vocabulary, enables practice of new words in the lesson and aims at general vocabulary enhancement

Communication – Practice of functional use of language such as agreeing, disagreeing, making polite requests, expressing anger, congratulating in real-life situations

Grammar – Detailed explanation, clearly defined rules, and copious practice of the same in contextual situations

Listening – A variety of passages and poems for exposure to the language; inspires the learner to listen with understanding

Speaking – Focus on phonic and practice of sounds, builds confidence in the learner to speak using the help given

Writing – Simple and effective writing tasks with hints and help around contextual and imaginary situations

The series offers a variety of genre and themes, the focus being, to instill life skills, values, and attitudes along with English language skills. The series makes for an engaging experience for both the learner and the facilitator.

DETAILED CONTENTS

SL NO.	LESSON	THEME AND VALUES	WARM UP	READING	VOCABULARY
1.	My First Day at School	School is Fun	Identifying an emotion	Tick the correct picture. Tick the correct answer	Identifying objects related to school. Use of singular and plural forms
2.	The Elephant and his Friends	Friends are special, friendship , bonding	Drawing a friend and writing a line about a friend	Who said to whom. Fill in the blanks. Complete the answers.	Practising a structure 'too ___ to'. Names of animals. Synonyms
3.	The Enormous Turnip	Appreciating team effort	Circling objects to understand the terms 'push' and 'pull'	Fill in the blanks. List the characters from the story in the order. Answer the questions	Words and their meanings Jobs and occupations, Kinship words
4.	Little Brown Seeds	Wonderful Plants	Sequencing pictures with understanding	Number events in correct order. Tick and circle the words.	Opposites and Synonyms
5.	The Magic Porridge Pot	The wonder of magic	Imagining, drawing and colouring a picture	Sequencing. Who said to whom. Answer the following	Practising words from the lesson. Making words with double consonants.
6.	Caterpillar	Amazing animals	Solving a puzzle	True or False. Fill in the blanks. Rhyming words	Identifying silent letters. Name insects their their body parts
7.	The Sun and the Wind	Weather, humility	Identifying the stronger and weaker elements	True or False. Quote a line. Answer the following	Weather words. Occupation words with 'er'
8.	Falling Snow	Seasons	Answer the questions from prior knowledge	Rhyming words. Answer the questions. Tick the correct option.	Thematic vocabulary. Seasons words, compound words
9.	The Story of the Little Red Hen	On working hard, Self reliance	Naming objects in the pictures related to wheat	Sequence the pictures. True or false. Answer the following	Animal sounds, Words related to food
10.	With a Friend	Friends	identifying activities with friends	True or false. Make a list. Add a line to the poem	Vocabulary enhancement. Words that go together
11.	The Sky is Falling	Famous fables, On responding to situations	Class discussion	List the names of animals. Who said to whom. Answer the following	Collective nouns , Rhyming words
12.	Jack and the Beanstalk	Fairy tale, On presence of mind	Matching characters from well known tales	Sequencing events, Complete the sentences. Answer the following.	Antonyms , synonyms, words beginning with the prefix 'over'
13.	The Ice Cream Man	Food Fun	Circling pictures of food we enjoy in summer	Rhyming words. Answer the following	Occupations, Where people work
14.	Antartica	Places , understanding life around us	Identifying animals found in Antartica	True or false. Make a list. Answer the following.	Suffixes 'ful' , 'ly' , 'less' , 'est', practising words from the lesson

	COMMUNICATION	GRAMMAR	LISTENING	SPEAKING	WRITING/ACTIVITY
		Activity - Vocabulary		Introducing oneself	Answering questions regarding school
	Using words related to eating. Using polite phrases	Vowels and consonants	Listening for details and colouring the animals.	Saying words with sound 'a' and 'e'	Unscrambling words to make sentences.
	Asking for help	Nouns	Listening to descriptions of trees and talking about it.	Saying words with 'i', Describing monsters	Look at a picture and completing sentences
					Creating patterns with leaves
	Using saying words in writing	Singular and Plural nouns	Listening to instructions to prepare lemonade	Saying words with 'u'. Talking about you favourite dish	Looking at pictures and writing a process
					Creating a butterfly
	Expressions to solve a problem or stop a quarrel	Verbs	Listening to identify rhyming words	Saying words with 'u'. Practising conversation	Observing pictures and writing sentences
					Drawing Seasons
	Using contractions	Verbs - is, are. Articles	Listening to complete the poem	Saying blended words - tr, pl, st. Using pictures to tell a story	Describing and drawing an imaginary animal
					Making friendship bands
	Asking for permission	Prepositions	Listening to a story to identify words	Saying words with the 'oi' and 'oo' sound. Sharing a travel experience through questions and answers	Draw and describing your imaginary farm
	Expressing anger	Pronouns	Listening and reciting poem	Saying words with sound 'ia' and 'ai'. Asking and answer questions	Writing on an imaginary experience
					Solving a maze
	Ordinal numbers	Adjectives	Listening to spot errors in the information	Saying blend words with 'cr' and 'br'. Describing a favourite object	Looking at a picture and answering questions

CONTENTS

Picture Talk	7
<i>1. My First Day at School</i>	<i>8</i>
2. The Elephant and his Friends	14
3. The Enormous Turnip	23
<i>Worksheets 1-2</i>	<i>35</i>
<i>4. Little Brown Seeds</i>	<i>37</i>
5. The Magic Porridge Pot.....	42
<i>6. Caterpillar</i>	<i>52</i>
7. The Sun and the Wind	58
<i>Worksheets 3-4</i>	<i>69</i>
<i>Revision Paper-1</i>	<i>71</i>
<i>8. Falling Snow</i>	<i>73</i>
9. The Story of the Little Red Hen	78
<i>10. With a Friend</i>	<i>89</i>
<i>Worksheets 5-6</i>	<i>94</i>
11. The Sky is Falling.....	96
12. Jack and the Beanstalk	105
<i>13. The Ice Cream Man</i>	<i>113</i>
14. Antarctica	118
<i>Worksheets 7-10</i>	<i>127</i>
<i>Revision Paper-2</i>	<i>131</i>
<i>Listening Text</i>	<i>134</i>

Picture Talk - At the Park



Teacher Tip :

Ask simple questions. Encourage children to talk about their experiences in the park. Focus on words and framing simple sentences.



My First Day at School



Warm up

It is your first day at school. How do you feel? Are you happy, nervous or sad? Circle the face that shows your feelings.



Let us read a poem about going to school.

I wonder

if my drawing
will be as good as theirs.

I wonder

if they'll like me

or just be full of stares.



wonder: wanting to know something

stares: to look with eyes wide open

I wonder
if my teacher
will look like Mom or Gran.

I wonder
if my puppy
will wonder where I am.





gran: a word used to refer to grandmother



Reading

A. Tick the pictures of people and things that the child talked about in the poem.



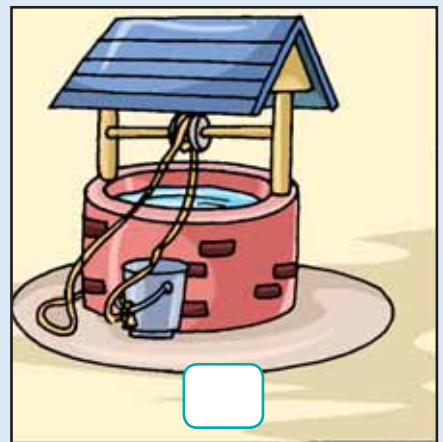
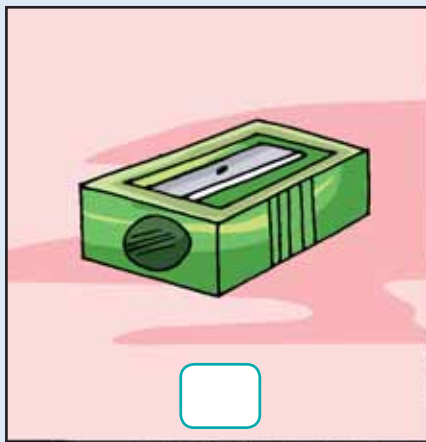



B. What does the child in the poem wonder about? Tick the correct answer. I wonder...

1. if my drawing will be as good as theirs.
2. if my teacher will look like Mom or Gran.
3. if we will go out to play.
4. if my puppy will wonder where I am.
5. if my neighbours will be there.



Vocabulary

A. Look at the pictures. Tick (✓) the objects related to school.



B. Look at the pictures and identify the things. Choose from the words in the box.

pencils

eraser

desk

sketch pens

books

blackboard

1. What is this?

This is an _____.



2. What are these?

These are _____.

3. What is this?

This is a _____.



4. What is this?

This is a _____.

5. What are these?

These are _____.



6. What are these?

These are _____.

C. What are the things that you carry in your school bag?

1. _____

2. _____

3. _____

4. _____

5. _____

6. _____



Activity

A. Write the words in the box in the suitable column.

blackboard	storybooks	medicines	bed	pillow
thermometer	desk	chairs	bookshelf	swing
slide	football	chalk	gym	duster

Classroom _____ _____ _____ _____ _____	Library _____ _____ _____ _____ _____
---	---

Playground _____ _____ _____ _____ _____	Medical Room _____ _____ _____ _____ _____
--	--

B. Unscramble the jumbled words.

1. calssrmoo _____

2. lbrayr _____

3. toielt _____

C. Do you know your classmates?

Get in pairs and introduce yourself to your partner. You can use these sentence starters.

- Hello, My name is _____
- Hi, I am _____
- I live in _____
- I study in _____

D. Answer the questions.

1. What is the name of your school?

2. How do you go to school?

3. Write your teacher's name.

4. Which is your favourite place in school?

5. How many children are there in your class?

