

ARROW

MATHS WORLD

BOOK -

1

Alka Ratti Bakshi



ARROW PUBLICATIONS PVT. LTD.[®]


HYDERABAD - 500 040

First Edition : 2014

Reprint : 2015, 2016, 2017, 2018, 2019, 2020

© **Reserved with publishers**

No part of this book may be copied or translated, stored in any data base system or transmitted in any form or by any means without the prior written permission of the Publishers. Any breach will entail legal action and prosecution without further notice.



ARROW PUBLICATIONS PVT. LTD.[®]

C-11 A & B, TSIIC, Moula-Ali, Hyderabad - 500 040.

Ph.: +91 91009 99026, 91009 99027

mail@arrowpublicationsindia.com

P R E F A C E





Maths is everywhere. What you need are eyes to see maths in every creation of God.

The series of **Maths World** for classes I to V has been made in accordance with the latest syllabus prescribed by NCERT and the guidelines given by the CBSE. Learning is a treasure that will follow its owner everywhere.

The books are based on day to day activities. This will help students to know the utility of maths at every step of life.

Emphasis on language, nature of description, continuity of presentation within a chapter and across the chapter is done in the entire series.

Salient features of the Series :

- All the exercises in the books can be used as tasks for Periodic Assessment and Term examinations.
- A large number of solved examples followed by exercises containing all types of questions for practice have been given in graded form.
- **LET'S RECALL** exercises are given at the beginning of each chapter to recapitulate lessons learnt by children in their previous class.
-  useful tips are spread throughout the chapters to aid learning.
- **Fill in the blanks** in each chapter have been given in order to enhance the mental maths skills of the students.
-  at the end of each chapter are given for additional challenge.
-  is helpful to revise the lesson.
-  will help children generate a spirit of inquiry and research.

The book is made attractive to children in various ways, such as the nature of description, multi-colour illustrations, animated characters and interesting text.

We are sure the series will give learners a good foundation in maths in the formative years to enable them to have a definite edge in their future.

CONTENTS

1. Let us Recall Numbers	5-21
2. Addition and Subtraction up to 10	22-44
3. Ordinal Numbers	45-48
4. Data Handling	49-54
5. Patterns	55-57
6. Working till 20	58-72
7. Addition and Subtraction (up to 20)	73-91
8. Shapes and Space	92-104
9. Measurement	105-119
10. Working till 50	120-133
11. Addition and Subtraction (up to 50)	134-143
12. Money	144-151
13. Time	152-165
14. Working till 100	166-188
15. Addition and Subtraction (up to 99)	189-213
16. Multiplication	214-224



Let us Recall Numbers

NUMBERS 1-10



1

ONE



2

TWO



3

THREE



4

FOUR



5

FIVE



6

SIX



7

SEVEN



8

EIGHT



9

NINE



10

TEN


COUNT THE OBJECTS AND WRITE THE NUMBER AND NUMBER NAME.

Number Number Name



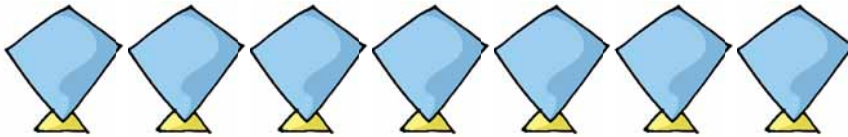
5

Five












BEFORE AND AFTER



3 comes after 2
5 comes after 4
7 comes after 6
9 comes after 8

5 comes before 6
8 comes before 9
4 comes before 5
9 comes before 10

TICK (✓)THE NUMBER WHICH COMES AFTER.

Three sharpeners → Four sharpeners

Five party hats → Three party hats

Seven dice → Eight dice

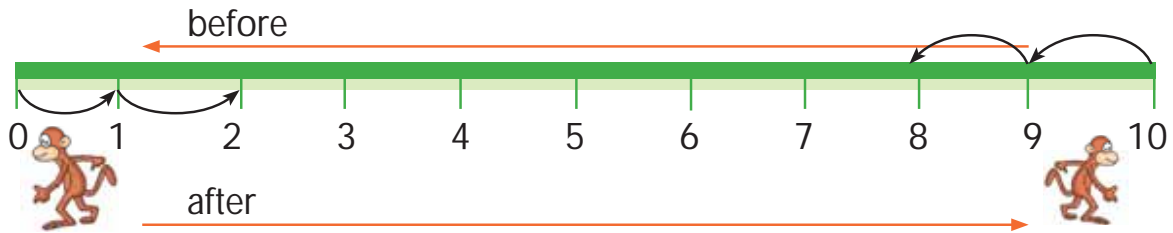
TICK (✓)THE NUMBER WHICH COMES BEFORE.

Three vases → Two vases

Four books → Three books

Seven globes → Six globes

LOOK AT THE NUMBER LINE GIVEN BELOW.



2 comes after 1

3 comes before 4

3 comes after

6 comes before

9 comes after

9 comes before

7 comes after

8 comes before



WHAT COMES BEFORE?

2

7

8

5

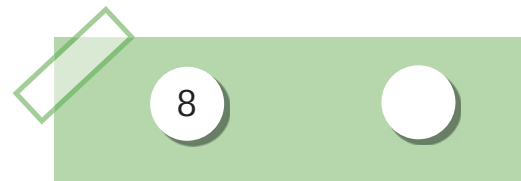

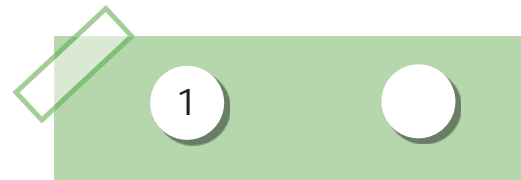



6

9

3

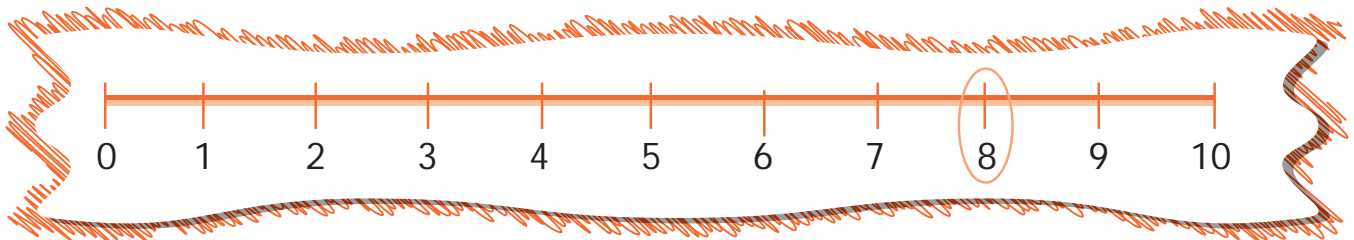
4

WHAT COMES AFTER?

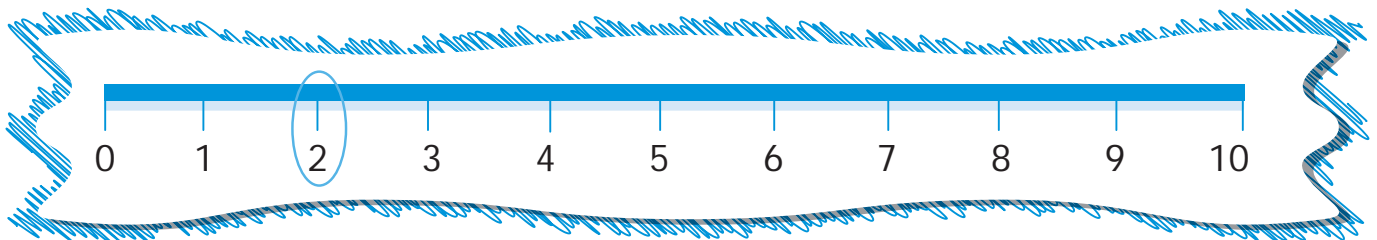


BETWEEN

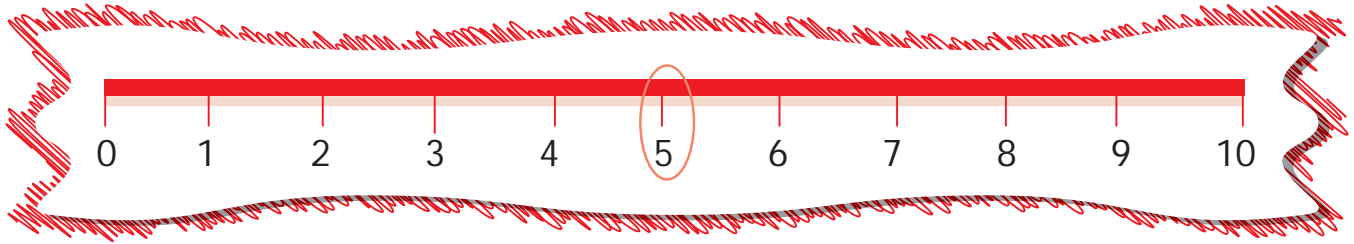
Look at the number line given.



8 is between 7 and 9

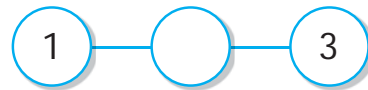
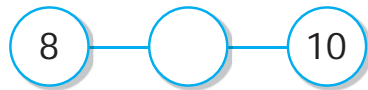
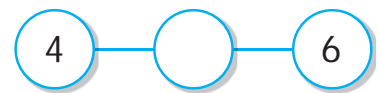
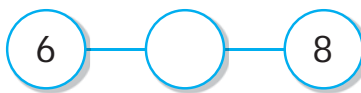



2 is between 1 and 3



5 is between 4 and 6


WRITE THE NUMBER THAT COMES BETWEEN.




Worksheet 



Colour the ball which is after.



Colour the ball which is before.



Colour the ball which is between.

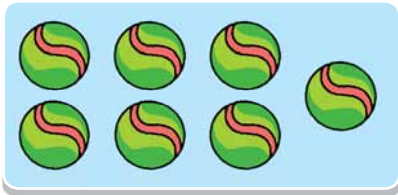


1 MORE THAN

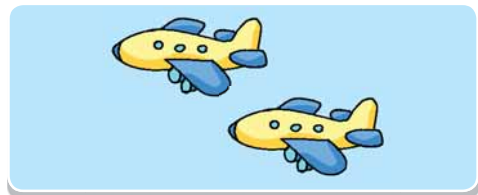


1 more means "the number just after"



5 is 1 more than 4



7 is 1 more than 6



3 is 1 more than 2



6 is 1 more than 5



9 is 1 more than 8



4 is 1 more than 3

LOOK AT THE NUMBER LINE GIVEN BELOW.



5 is just after 4

2 is 1 more than

5 is 1 more than 4

is 1 more than 5

6 is 1 more than

7 is 1 more than

is 1 more than 8

