

ARROW

GRAMMAR TREASURE

For Real-Life Communication

BOOK - 2

PADMINI SAMEERAN

M.A., B.Ed., M.Phil. (English)



ARROW PUBLICATIONS PVT. LTD.[®]

HYDERABAD - 500 040

First Edition : 2020



© Reserved with publishers

No part of this book may be copied or translated, stored in any data base system or transmitted in any form or by any means without the prior written permission of the Publishers. Any breach will entail legal action and prosecution without further notice.



ARROW PUBLICATIONS PVT. LTD.[®]

C-11 A & B, TSIIC, Moula-Ali, Hyderabad - 500 040.

Ph : +91 91009 99026, 91009 99027

mail@arrowpublicationsindia.com



PREFACE

Grammar Treasure is a graded series which has been designed to help young learners acquire proficiency in English through a skill-based approach to language learning.

The grammar books present the various grammatical items in simple language, followed by a wide range of exercises devised to explain the concepts clearly while training the learners to use the language effectively in real-life situations. The concepts have been explained by bringing in liberal use of lively illustrations that aid the child's understanding of the written text. Reading and speaking skills have been integrated with grammar so as to make language learning meaningful.

The exercises are innovative, well-planned, fun-filled and relevant. They prompt the child to discover – step by step, in a guided systematic and focussed manner - the functional uses of each grammatical rule.

Revision tests help learners consolidate the learning before moving on to newer concepts and aid the teacher in student evaluation.

Thus Grammar Treasure is a unique series for those teachers and learners who are looking for learner-friendly, and learner-centred material. It is mainly intended to pave the path for young learners to become fluent in the language and lead them in small steps towards the larger goal of acquiring communication skills in English.

– Publishers

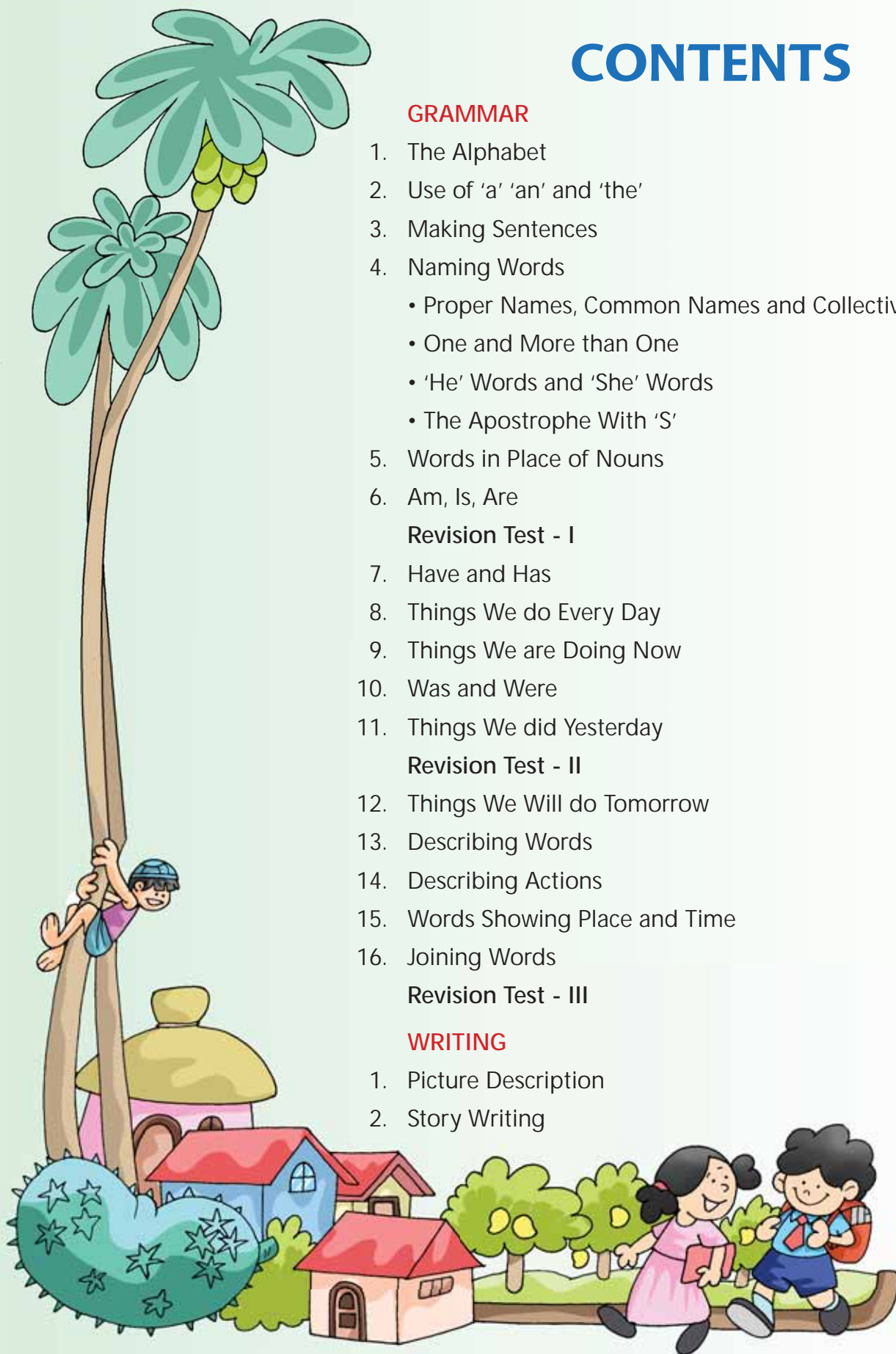
CONTENTS

GRAMMAR

1. The Alphabet	5
2. Use of 'a' 'an' and 'the'	8
3. Making Sentences	14
4. Naming Words	18
• Proper Names, Common Names and Collective Names	
• One and More than One	
• 'He' Words and 'She' Words	
• The Apostrophe With 'S'	
5. Words in Place of Nouns	29
6. Am, Is, Are	36
Revision Test - I	40
7. Have and Has	43
8. Things We do Every Day	46
9. Things We are Doing Now	53
10. Was and Were	58
11. Things We did Yesterday	62
Revision Test - II	68
12. Things We Will do Tomorrow	71
13. Describing Words	76
14. Describing Actions	81
15. Words Showing Place and Time	86
16. Joining Words	92
Revision Test - III	95

WRITING

1. Picture Description	98
2. Story Writing	101





Lesson

1

The Alphabet




Grammar Focus

The set of letters put in a fixed order that stands for the sounds of the language is called the alphabet. The English alphabet has 26 letters. They can be written as capital letters and small letters.



Look at the pictures. Find their names in the word search.



Grammar Tip

The English alphabet has 26 letters which can make 44 sounds.



h	i	e	g	g	n	m	k	o
z	e	b	r	a	f	u	i	k
g	q	s	u	n	i	r	t	j
w	v	c	t	q	s	y	e	q
k	l	a	m	p	h	x	p	u
h	i	r	b	e	l	l	p	e
g	d	m	a	n	g	o	a	e
t	a	p	v	h	r	g	u	n



Grammar Tip

Letters put together form words. Words put together form sentences.



I. Rearrange the scrambled letters.



p	p	l	e	a
a	p	p	l	e



f	l	a	e



r	e	e	t

r	i	g	l



o	r	d	o



k	o	o	b



g	u	j



c	h	a	w	t

II. Read the word backwards and make a new word.



flow

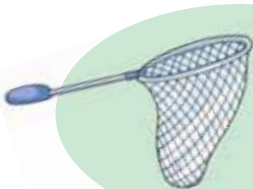
wolf



rats



pot



ten




gum



pat



nib




reed

III. Words Inside Words

Find the smaller word in the bigger word.

grass

ass



butterfly



pencil



tomato



cupboard



train



teacher




bowl



elephant



kitchen



Grammar Tip

Some words are the same when spelled backwards or forward.
eg. madam

IV. Word Ladder

Replace each letter and make a new word.

1. PEN → PAN → PAT → RAT
2. BAG → → →
3. DOG → → →
4. NET → → →
5. LAG → → →





Lesson

2



Use of 'a' 'an' and 'the'



Grammar Focus

The words **a**, **an** and **the** are called **articles**. We use **an** before words beginning with vowel sounds. We use **a** before words beginning with consonant sounds. We use 'the' before some special names.



Use of 'a' and 'an'


Read the following.



a lion



an elephant



an aeroplane



an umbrella



an igloo



a girl



a bag



a jug




an ostrich




Grammar Tip

The letters *a, e, i, o, u* are called **vowels**.
The other letters *b, c, d, f, g, j, k, l, m, n, p, q, r, s, t, v, w, x, y* and *z* are called **consonants**.


I. What's this ? Tick (✓) the correct answer.




an aeroplane
 a bus




an envelope
 a bag




a parrot
 an owl



a fan
 an umbrella




a bat
 an axe




an ice-cream
 a cap




a cow
 an ox



a butterfly
 an ant



an eye
 a nose



a flower
 an orange

II. Fill in the blanks with a or an.



___ Eskimo in
 ___ igloo.

___ bird in
 ___ nest.



___ egg in
 ___ plate.



___ bow and
 ___ arrow.

III. Use 'a' or 'an' before the word and write it in the blanks.

English book, bird, car, insect, game, fruit, animal, flower



It's



It's a mango.




It's

It's



It's



It's



It's



It's

Use of 'the'

Read the following.



the sun



the moon



the earth



the sky



the Pyramids



the Red Fort



the Himalayas

Grammar Focus

'The' is used before some special names like names of buildings, mountains, the sun, the moon, the earth, and the sky.



IV. What do you see in the picture ? Remember to add a, an or the.



1. an old man with an umbrella.
2. _____
3. _____
4. _____
5. _____
6. _____
7. _____
8. _____

V. Complete the sentences with a , an or the.

1. I can ride _____ bicycle.
2. Mother bakes the cake in _____ oven.
3. There is _____ rainbow in _____ sky.
4. I carry _____ umbrella when it rains.
5. We see _____ moon at night.
6. She is reading _____ book.
7. I eat _____ apple every day.
8. Madan is _____ doctor.
9. There is _____ fish in the bowl.
10. Ramesh is _____ officer in _____ bank.



VI. Complete the paragraph with a or an.

1. This morning Anil had a nice breakfast. He ate _____ slice of bread, _____ egg, _____ apple and _____ orange. Then he drank _____ glass of milk.



2. Today Priya made _____ glass of lemon juice. She cut _____ lemon and squeezed the juice into _____ glass. She added _____ spoon of sugar. Then, she put in _____ ice-cube, and drank it. It was yummy!



SKILL FOCUS - READING

Read the passage below.

In the light of **the** moon, **an** egg lay on **a** leaf. It was **a** little egg.

One morning, when **the** sun was up, out of **the** egg came **a** tiny and hungry caterpillar. He ate **a** leaf, then another and some more till he was full. Then he went into

a cocoon and stayed inside for a few days. One day, he came out. He was now **a** beautiful butterfly!



Complete the sentences.

1. An egg lay on _____
2. Out of the egg came _____
3. The caterpillar ate _____
4. The caterpillar went _____
5. Out of the cocoon came _____



SKILL FOCUS - WRITING

Read the sentences given below.

Bittu has a bicycle. It is a new bicycle.

His father bought it from a big shop.

It is an Atlas bicycle.

It is red in colour. He keeps it in the shed.

He rides his bicycle every day.



Now write similar sentences about your toy or bicycle.

I have a _____

My _____ bought it from _____

It is _____ in colour. I keep it in _____

I _____



SKILL FOCUS - SPEAKING

Practise this conversation with a partner.

