

ARROW

# GRAMMAR TREASURE

For Real-Life Communication

BOOK - 1

**PADMINI SAMEERAN**

M.A., B.Ed., M.Phil. (English)



**ARROW PUBLICATIONS PVT. LTD.**<sup>®</sup>

HYDERABAD - 500 040

First Edition : 2020



© Reserved with publishers

No part of this book may be copied or translated, stored in any data base system or transmitted in any form or by any means without the prior written permission of the Publishers. Any breach will entail legal action and prosecution without further notice.



**ARROW PUBLICATIONS PVT. LTD.<sup>®</sup>**

# C-11 A & B, TSIIC, Moula-Ali, Hyderabad - 500 040.

Ph : +91 91009 99026, 91009 99027

mail@arrowpublicationsindia.com



## PREFACE

*Grammar Treasure is a graded series which has been designed to help young learners acquire proficiency in English through a skill-based approach to language learning.*

*The grammar books present the various grammatical items in simple language, followed by a wide range of exercises devised to explain the concepts clearly while training the learners to use the language effectively in real-life situations. The concepts have been explained by bringing in liberal use of lively illustrations that aid the child's understanding of the written text. Reading and speaking skills have been integrated with grammar so as to make language learning meaningful.*

*The exercises are innovative, well-planned, fun-filled and relevant. They prompt the child to discover – step by step, in a guided systematic and focussed manner - the functional uses of each grammatical rule.*

*Revision tests help learners consolidate the learning before moving on to newer concepts and aid the teacher in student evaluation.*

*Thus Grammar Treasure is a unique series for those teachers and learners who are looking for learner-friendly, and learner-centred material. It is mainly intended to pave the path for young learners to become fluent in the language and lead them in small steps towards the larger goal of acquiring communication skills in English.*

**– Publishers**

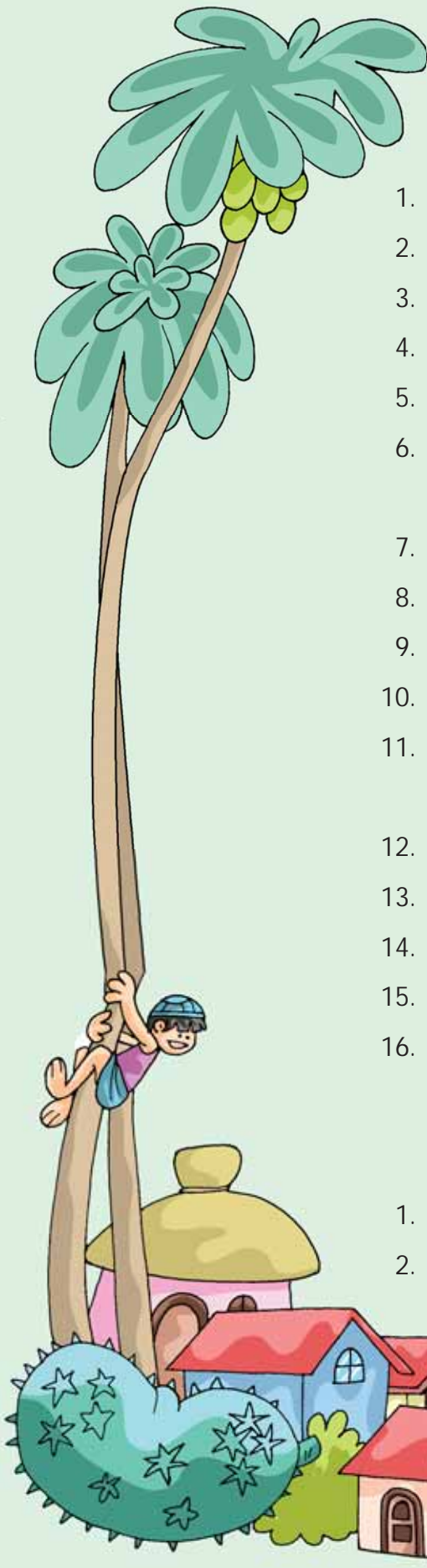
# CONTENTS

## GRAMMAR

1. The Alphabet .....	5
2. A and An .....	8
3. Naming Words .....	14
4. One and More than One .....	20
5. Words in Place of Nouns .....	26
6. Am, Is, Are .....	31
<b>Revision Test - I</b> .....	<b>38</b>
7. Things We Do Every Day .....	41
8. Have and Has .....	49
9. Things We are Doing Now .....	54
10. Was and Were .....	59
11. Things I Did Yesterday .....	62
<b>Revision Test - II</b> .....	<b>68</b>
12. Things We Will Do Tomorrow .....	71
13. Describing Words .....	75
14. Describing Actions .....	79
15. Words to Show Position and Place .....	82
16. Joining Words .....	86
<b>Revision Test - III</b> .....	<b>90</b>

## WRITING

1. Paragraph Writing .....	93
2. Making Cards .....	95





Lesson

1

# THE ALPHABET



## Grammar Focus

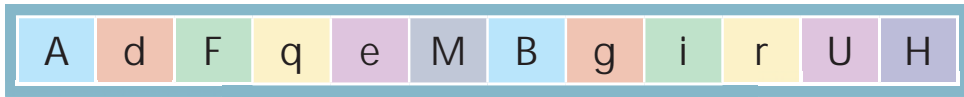
A set of letters that shows the sounds of English language is called the alphabet. The letters of the English alphabet can be written as small letters or capital letters.



I. Join the dots from A to Z to complete the picture.









II. Put the letters in the correct columns.



Capital Letters			Small Letters		
A			d		


III. Look at the picture and say its name aloud. Then write the letter that begins its name.

 <input type="text" value="b"/>	 <input type="text"/>	 <input type="text"/>	 <input type="text"/>
 <input type="text"/>	 <input type="text"/>	 <input type="text"/>	 <input type="text"/>

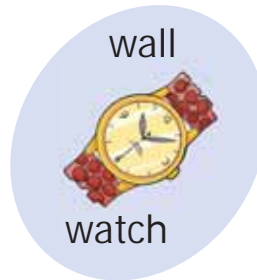
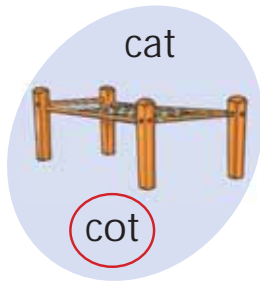
IV. Arrange the letters in alphabetical order.

x v f c <input type="text" value="c"/> <input type="text" value="f"/> <input type="text" value="v"/> <input type="text" value="x"/>	d m u t <input type="text"/> <input type="text"/> <input type="text"/> <input type="text"/>	i n z r <input type="text"/> <input type="text"/> <input type="text"/> <input type="text"/>
q b d e <input type="text"/> <input type="text"/> <input type="text"/> <input type="text"/>	l a o p <input type="text"/> <input type="text"/> <input type="text"/> <input type="text"/>	

**Did You Know?**  
The English alphabet has 26 letters.



V. Read the words and circle the word that describes the picture.



VI. Write three words that begin with the letter given.

**c**

cat

cab

cot

**g**

\_\_\_\_\_

\_\_\_\_\_

\_\_\_\_\_

**n**

\_\_\_\_\_

\_\_\_\_\_

\_\_\_\_\_

**i**

\_\_\_\_\_

\_\_\_\_\_

\_\_\_\_\_

**r**

\_\_\_\_\_

\_\_\_\_\_

\_\_\_\_\_

VII. What's the letter?

- The last letter of the alphabet is
- My name begins with the letter
- The name of my school begins with the letter
- The letter between R and T is
- The number of letters in the word 'alphabet' is
- The number of letters in the English alphabet is

○

○

○

○

○

○



Lesson

2



# A and An

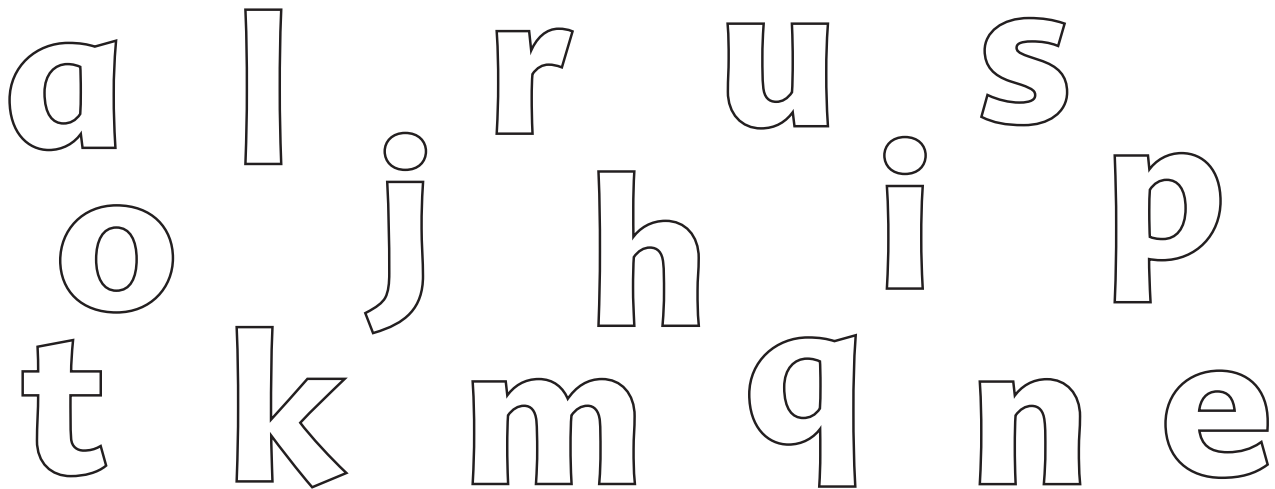
## Grammar Focus

The letters a, e, i, o, and u are called **vowels**.

The remaining letters b, c, d, f, g, h, j, k, l, m, n, p, q, r, s, t, v, w, x, y, z are called **consonants**.



I. Colour the vowels blue and the consonants green.



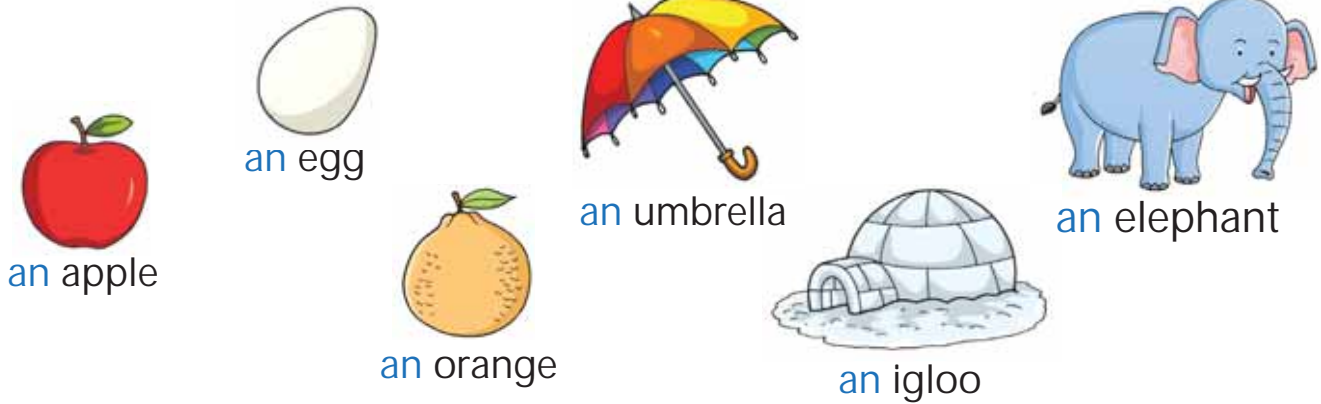
II. Look at the words below. Write the vowels and consonants in the right columns.

	Vowels	Consonants
alphabet	a, e	l, p, h, b, t
consonant		
vowel		
telephone		
umbrella		



## Grammar Focus

We use **an** before a word that begins with a **vowel**.


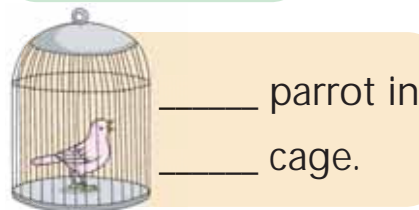




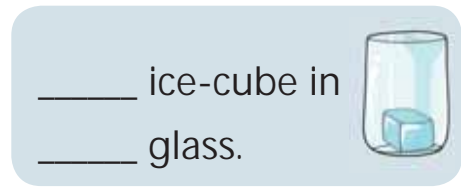
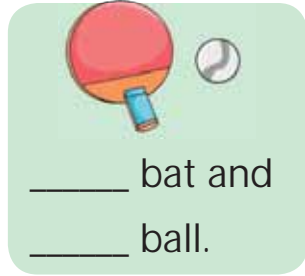
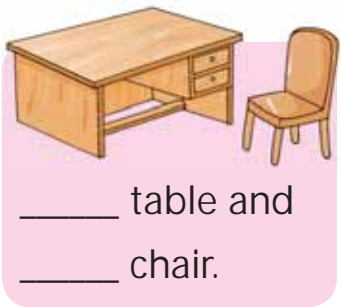

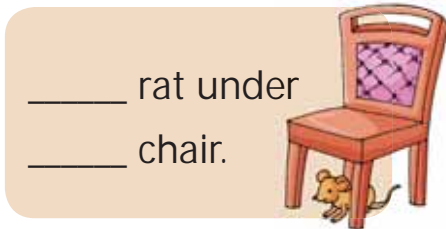
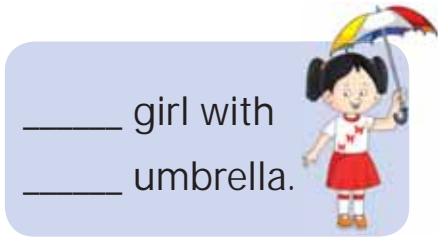
## Grammar Focus

We use **a** before a word that begins with a **consonant**.


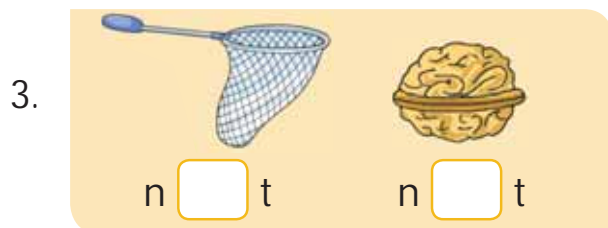
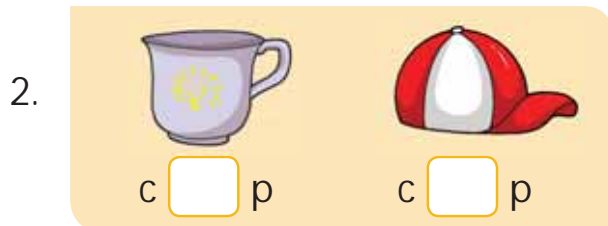
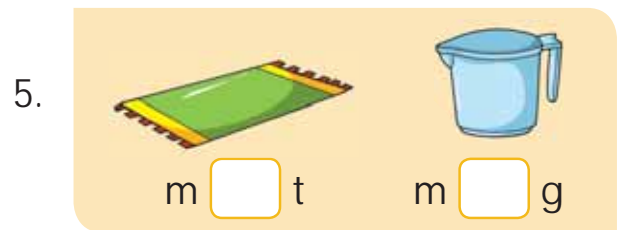



### I. Fill in the blanks with **a** or **an**.





## II. Fill in the blanks with the missing vowels.



### III. Fill in the blanks with consonants.

1.  ox

4.  un

7.  ate

10.  irl

2.  og

5.  orse

8.  oy

11.  rain

3.  amp

6.  ed

9.  et

12.  ose

### IV. Fill in the blanks with the right word. Add 'a' or 'an' to the word.

1. There is a fox on the log.



2. There is \_\_\_\_\_ on the chair.

3. There is \_\_\_\_\_ on the leaf.



4. There is \_\_\_\_\_ in the tub.

5. There is \_\_\_\_\_ on the mat.



ball

cat

ant

dog

fox



### SKILL FOCUS - READING

Read the passage.

Chintu climbs a tree.

He sees a nest.

The nest has **an** egg in it.

The mother bird is also in **the** nest.

Chintu comes down.

The next day, he climbs **the** tree again.

He looks into **the** nest.

And lo ! he sees a baby bird in it.



Write ✓ or X.

1. Chintu climbs a tree.
2. The nest has two eggs in it.
3. Chintu takes the eggs.
4. The mother bird is in the nest.
5. The next day, Chintu sees a baby bird.



### SKILL FOCUS - WRITING

Use a or an to complete the following.

1. Rita and Nita sit down for breakfast. Rita eats \_\_\_\_ egg and \_\_\_\_ slice of bread. Nita eats \_\_\_\_ apple and drinks \_\_\_\_ glass of milk.



2. Raman goes to a toy shop. He buys \_\_\_\_ aeroplane, \_\_\_\_ teddy bear, \_\_\_\_ doll, \_\_\_\_ racing car and \_\_\_\_ xylophone.

3. This is my pencil box. I keep \_\_\_\_ pencil, \_\_\_\_ eraser, \_\_\_\_ sharpener and \_\_\_\_ ruler in it.



### SKILL FOCUS - SPEAKING

Practise this conversation with your partner.

Is it **an** orange?



No, it is not **an** orange.  
It's **a** ball.



I want **an** ice-cream daddy.



No, I want **a** cone ice-cream.

Do you want **a** cup ice-cream?







# FUN WITH GRAMMAR!

SNOOPY HAS LOST HER WAY!

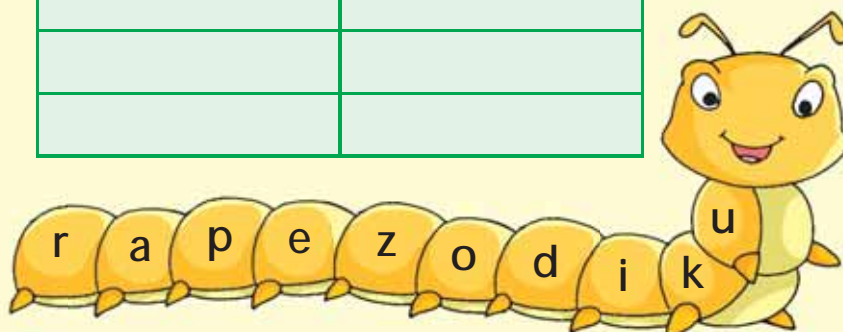
Help Snoopy find a path home by colouring the vowels.

	b	k	m	n	g	r	t	p	
	a	e	z	v	c	n	b	m	
s	d	f	i	o	h	j	l	p	k
q	u	b	h	u	o	s	r	d	n
c	r	m	g	a	e	r	i	o	u
f	h	l	e	a	i	o	k	d	b
t	n	i	p	e	h	u	a	r	o
y	f	o	q	g	t	i	e	p	y
g	s	g	h	v	c	o	u		
d	w	n	j	m	p	y	r		

## SORTING GAME

Put the vowels and consonants in the right columns.

VOWELS	CONSONANTS





# Naming Words

## Grammar Focus

Everything around us has a name. Names of people, places, animals and things are called **naming words** or **nouns**.



Here are some examples of naming words.

### PEOPLE



man



woman



boy

### PLACES

hospital



post-office



park

### ANIMALS



dog



elephant



cat

### THINGS



cup




pen



chair

I. Look around you and name some nouns.


II. Write the nouns in the turtle in the right columns.




Person	Place	Animal	Thing
_____	_____	_____	_____
_____	_____	_____	_____
_____	_____	_____	_____

III. Find the nouns with the help of picture clues.



p	a	r	r	o	t
d	l	b	a	c	m
o	s	a	b	l	a
l	h	b	b	o	n
l	o	y	i	c	v
t	p	a	t	k	q
c	h	u	r	c	h



IV. Fill in the missing letters.



I fly an aeroplane.

P       L       T



You see many plants here.

G       R          N



You see animals here.

Z       O

You read this.

B          K



She teaches you at school.

T       A       H       R



You wear these on your feet.

S    H          S

You eat this.

C       K    E



It can fly in the sky.

B          D

V. Spot the Nouns!

Look at the picture and write 10 nouns you see.




---



---



---



---



---