


ARROW

ECO WORLD

Environmental Studies



Content Developer
Padmini Sameeran



ARROW PUBLICATIONS PVT. LTD.[®]

HYDERABAD - 500 040

First Edition : 2018

Reprint : 2019, 2020

© Reserved with publishers

No part of this book may be copied or translated, stored in any data base system or transmitted in any form or by any means without the prior written permission of the Publishers. Any breach will entail legal action and prosecution without further notice.



ARROW PUBLICATIONS PVT. LTD.[®]

C-11 A & B, TSIIC, Moula-Ali, Hyderabad - 500 040.

Ph : +91 91009 99026, 91009 99027

mail@arrowpublicationsindia.com

PREFACE

ECO WORLD by Arrow Publications is a new series of Environmental Studies textbooks for classes 1 and 2, designed as per the New Curriculum released by the Council for the Indian School Certificate Examinations (CISCE) in November 2016.

The series links all the concepts to the learners immediate environment so that he or she can relate to it. Throughout, an interactive approach has been adopted in order to involve the learner actively in the learning process.

KEY FEATURES

- * Interesting content with an attractive layout and colourful illustrations make the text appealing
- * Interactive approach throughout the lesson involves learners actively
- * **Recap** helps in quick recapitulation of the main points in the lesson
- * **Word Power** presents new and difficult words
- * **Read and Answer** reinforces learning
- * **Did You Know?** provides interesting bits of information
- * **Communication** helps learners interact with each other
- * **Creative Expression** develops in learners drawing skills
- * **Hots** contains questions to test the child's Higher Order Thinking Skills
- * **Know More** gives additional information
- * **Assessment** sheet provides for continuous assessment and evaluation of learner's progress
- * Activity Book provides interesting activities and projects

We hope the series will make for a joyful and meaningful learning experience.

- Publishers

SYLLABUS

Key Concepts	Learning Outcomes
Theme 1 : About Me * Personal details of self * Parts of the Body (External) * Sense Organs and functions	Children will be able to : * share and verbally communicate their personal details * identify and name the parts of the body and functions * share their hobbies, likes and dislikes.
Theme 2 : Others in My World * Names of the family members, their roles, habits and hobbies, relationships with family members, family tree * Variation in family structure * Celebrations in the family and neighbourhood * Festival time with family, friends and neighbours	Children will be able to : * name the family members verbally * identify and differentiate between a Joint and Nuclear family * identify and share information on festivals celebrated in the family * identify relationship with different family members * describe the family's role and responsibilities.
Theme 3 : My Needs - Air * Features of air * Uses of air in daily life * Need for clean air * Harmful effects of unclean air by giving examples * Planting of trees to keep air clean	Children will be able to : * demonstrate awareness about the presence of air * understand the need for air by living beings and uses of air * give reasons how air gets unclean/polluted * list out the harmful effects of unclean air for living beings * appreciate the need for planting trees to get clean air.
Theme 4 : My Needs - Water * Uses of water in the family * Sources of water at home and in the surroundings * Storage of water in the family * Need for storage of water * Simple properties of water * Need for judicious use of water	Children will be able to : * name various sources of water * describe the various uses of water in the family * describe simple properties of water * discuss ways to avoid wastage of water.
Theme 5 : My Needs - Food * Food eaten in raw/cooked form * Food cooked during festivals in the family/by neighbours * Food we get from plants and animals. * Healthy eating habits * Food of different people: babies, old people, patients, etc.	Children will be able to : * identify food items eaten in raw/cooked form and give examples of each * plant and animal food * enlist food items cooked during festivals * demonstrate healthy eating habits * distinguish between food of different people.
Theme 6 : My Needs - Shelter * My House, Types of houses in the neighbourhood * Description of a child's own house * Rooms in the house * Need for a house * Cleanliness of house * Ways of decorating houses	Children will be able to : * describe (own words) their own house * distinguish between various kind of houses * discuss importance of cleanliness of house.
Theme 7 : My Needs - Clothing * Need for clothes for human beings * Dresses worn by people by males and females at home * Variety of clothes/dresses worn in different seasons, occasions (festivals), by self/family members * Care of clothes/ dresses (cleanliness)	Children will be able to : * understand the importance of clothing for human beings * name various kinds of clothes * understand how to take care of clothes.

<p>Theme 8 : Keeping Oneself Clean, Safe and Healthy</p> <ul style="list-style-type: none"> * Personal hygiene * Cleanliness in the house and surroundings * Keeping body healthy and fit * Indoor and outdoor games * Safety at home and outside * Good/bad touch * Safety at public places 	<p>Children will be able to :</p> <ul style="list-style-type: none"> * demonstrate personal hygiene of body and clothes * demonstrate safety in school/home/playground * show awareness of self-protection * demonstrate awareness and need for clean surroundings * demonstrate simple exercises/ asanas.
<p>Theme 9 : Places in the Neighbourhood</p> <ul style="list-style-type: none"> * Various places in the neighbourhood * People involved with various professions * Role of community members in the up-keep of public places 	<p>Children will be able to :</p> <ul style="list-style-type: none"> * identify various places in the neighbourhood * discuss the roles played by various people in these places.
<p>Theme 10 : Plants</p> <ul style="list-style-type: none"> * Plants/Trees in the surroundings * Plants on land, water, climbers, creepers * Medicinal herbs/plants that are used in daily life * Kinds of fruits, vegetables we eat * Edible parts of plants 	<p>Children will be able to :</p> <ul style="list-style-type: none"> * know about plants and the main parts of a plant * identify and name various plants seen in the surroundings * distinguish between plants that grow in water and on land * cite examples of some medicinal plants used at home.
<p>Theme 11 : Animals</p> <ul style="list-style-type: none"> * Animals seen in the children's surroundings * Pet, wild and domestic animals * Care and compassion for pet animals * Name some common birds * Some common animals/birds living in water, land, air 	<p>Children will be able to :</p> <ul style="list-style-type: none"> * name the animals/birds seen in the surroundings * identify and name the main body parts of animals * identify and differentiate between pet, domestic and wild animals by citing examples * list common animals and birds that live in water, land and in air.
<p>Theme 12 : Transport</p> <ul style="list-style-type: none"> * Different kinds of transport in the surroundings * Different Modes of transport (land, air, water) * Parts of vehicles * Occupations related to transport * Noise by vehicles * Traffic police and Traffic signals * Emergency vehicles (Fire engine, Ambulance, Police van) 	<p>Children will be able to :</p> <ul style="list-style-type: none"> * identify the different modes of transport on land, in water and air * identify different professions related to transport * discuss and reason out the causes of noise in the surroundings * appreciate the role of traffic police, traffic lights * suggest ways to reduce smoke and noise in the surroundings.
<p>Theme 13 : Communication</p> <ul style="list-style-type: none"> * Means of communication at home, in the neighbourhood * Different ways of communication * Uses, misuse of communication * Use of ICT in communication 	<p>Children will be able to :</p> <ul style="list-style-type: none"> * discuss uses of various ways of communication * identify uses and misuses of ICT communication.
<p>Theme 14 : The World Around Me (Sun, Moon, Sky and Stars)</p> <ul style="list-style-type: none"> * Sky in the morning, afternoon and evening * Cloudy and sunny days * Sky in the night-stars, moon * Sun in the summer, winter, and rainy days * Weather in summer, winter and monsoons 	<p>Children will be able to :</p> <ul style="list-style-type: none"> * identify the heavenly bodies seen in the morning and at night in the sky * discuss the heavenly bodies (sun, moon and stars) in their own words * discuss different types of weather in different seasons * discuss and differentiate between sunny, cloudy, winter, summer and rainy days' experiences.

CONTENTS

THEME 1 : ABOUT ME

- 1. This is Me 7
- 2. Parts of My Body 15
- 3. The Five Senses 20

THEME 2 : OTHERS IN MY WORLD

- 4. My Family 25
- 5. Roles in The Family 29
- 6. Fun and Celebrations 34

THEME 3 : MY NEEDS - AIR

- 7. Air We Breathe 39

THEME 4 : MY NEEDS - WATER

- 8. Water We Drink 44
- Assessment - I 49

THEME 5 : MY NEEDS - FOOD

- 9. Food We Eat 51

THEME 6 : MY NEEDS - SHELTER

- 10. The House We Live In 58

THEME 7 : MY NEEDS - CLOTHING

- 11. Clothes We Wear 63

THEME 8 : KEEPING ONESELF CLEAN, SAFE AND HEALTHY

- 12. Keeping Oneself Clean 68
- 13. Keeping Our House and 72
Surroundings Clean
- 14. Health and Fitness 78
- 15. Keeping Oneself Safe 82

THEME 9 : PLACES IN THE NEIGHBOURHOOD

- 16. Our Neighbourhood 88
- 17. People Who Help Us 92
- Assessment - II 96

THEME 10 : PLANTS

- 18. The World of Plants 98
- 19. Useful Plants 104

THEME 11 : ANIMALS

- 20. The Animal World 111

THEME 12 : TRANSPORT

- 21. Means of Transport 116

THEME 13 : COMMUNICATION

- 22. Means of Communication 122

THEME 14 : THE WORLD AROUND ME

(SUN, MOON, AND THE STARS)

- 23. Up in the Sky 126
- 24. Weather and Seasons 129
- Assessment - III 135



THIS IS ME

Myself


My Favourite Things

My Hobbies

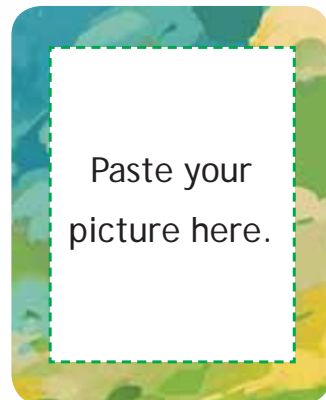
My Likes and Dislikes

Sing - a - Song

I am special,
I am special,
If you look,
You will see,
Someone very special,
Someone very special,
Yes, it's me! Yes it's me!



Each of you is different.
You look different.
You have your own favourite things.
You have your own hobbies, your likes and dislikes.
There is no one else like you.
You are special, and you are beautiful!



Myself

When you speak about yourself, your friends know about you.

Complete the boxes and read it to the class.



My name is
I am a (boy / girl)
I am years old.



My birthday is on



I live in (city)
My address is
.....
I live with my



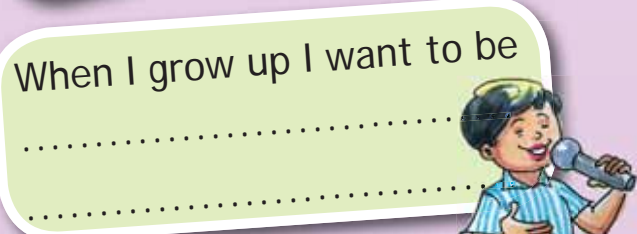
I am in class
I go to
school.



My father's name is
He is a
My mother's name is
She is a



I am special because
.....
.....
.....



When I grow up I want to be



I am good at

My Favourite Things

Favourite things are those that you like the most. What are your favourite things? Tell the class about it.

My favourite colour



My favourite book



My favourite things to do



My favourite foods



My favourite dress



My favourite game



My favourite subject at school



My favourite place



My favourite animal



My favourite programme on TV



My favourite vegetable



My favourite flower



My favourite fruit



My Hobbies

A hobby is something we do in our free time.

Tick (✓) the things that you like to do in your free time.



Having a hobby is a great way to enjoy and have fun.

What do these people enjoy doing? Look and tell.

Amit



Sameer



Jena



Rahul



Anu and Amar



Vikas



Some of you read books in your free time. Reading is a good hobby. It helps you know many new things.

What books do you read?





Some of you like to watch television in your free time.

Did You Know?
Watching TV for too long is not good for the eyes.

What programmes do you watch on television?
How much time do you watch television?

There are some who play sports in their free time. Playing sports keeps us fit and active.



Singing and dancing are great hobbies. Some people can play a musical instrument like the guitar, the keyboard or even the tabla!



Can you sing and dance? Yes No



Some of you can draw and paint, can't you? Drawing and painting are also good hobbies.

Did You Know?
Bird watching is also a hobby.

Can you think of some more hobbies?
.....

It is good to have a hobby. It helps you spend your free time in a useful way. It also helps you learn new things. With a hobby, you will never feel bored. You will have so many things to talk about. Having a hobby makes you win many friends too! What's more! It will keep you happy always!

Which hobby do you want to have?

My Likes and Dislikes

All of you have some likes and dislikes. You like the taste of some foods and dislike the taste of some.

You like to wear some type of clothes more than the others. You may like to play some games. You like to do some things, while you may dislike to do some.



Amina likes potatoes.
But she does not like brinjal.

Nehal likes to go on picnics on holidays.
He does not like to be at home.



Dora loves dogs.

She does not like cats!



Tarak likes cricket.

He does not like football.



Do you also have some likes and dislikes?

	I Like	I Dislike
Clothes		
Food		
Games		
Others		

You may have different likes and dislikes. You may eat, wear and do different things. This makes you different from each other.

This makes each of you special.

This makes each of you beautiful too!

So, enjoy being who you are.



◀◀ Recap

- * *We are all different from each other.*
- * *We have our likes and dislikes, our hobbies and our favourite things.*
- * *When you speak about yourself in class, your friends know about you.*
- * *Favourite things are those we like the most.*
- * *A hobby is something we like to do in our free time.*
- * *Having a hobby is a great way to enjoy and have fun.*
- * *We must enjoy being who we are.*

🔍 Word Power

hobby	reading	playing	friends	favourite	sports
draw	paint	taste	games	active	special



Read and Answer

I. Fill in the blanks.

1. Playing sports keeps us _____ and _____.
2. A _____ is something we like to do in our free time.
3. We are all _____ from each other.
4. Having a hobby makes you _____.

II. Tick (✓) the words that describe you.

1. I have (black / brown) hair.
2. I have (short / long) hair.
3. I have a (long / short) nose.
4. I am (tall / short).
5. I have a (round / oval / square / long) face.

III. Write Yes or No in the brackets.

1. Everyone is special. []
2. Amina likes potatoes. []
3. We all have the same likes and dislikes. []
4. Dora loves cats. []
5. Tarak likes cricket. []



Hots Why do you carry an identity card to school?

Communication

Here are some speaking cards. Ask your partner these questions. Write down the answers in the boxes.



What is your name?



When is your birthday?

.....



What is your telephone number?

.....

What is your father?



.....

What's your mother?



.....

Do you have brothers and sisters?



.....

What are your hobbies?



.....

What do you like? What do you dislike?



.....



Life Skills and Values

We are all different from each other in many ways - the way we look, the things we do, and the clothes we wear. But we must learn to appreciate and respect each other. We must not tease or make fun of anyone.