

ARROW



ENVIRONMENTAL STUDIES

INTRODUCTORY

Pramila Enoch PPT, B.Com, B.Ed.



 **ARROW PUBLICATIONS PVT. LTD.[®]**

HYDERABAD - 500 040

First Edition - 2015

Reprint - 2016, 2017, 2018, 2019, 2020, 2021

© Reserved with publishers

No part of this book may be copied or translated, stored in any data base system or transmitted in any form or by any means without the prior written permission of the Publishers. Any breach will entail legal action and prosecution without further notice.



ARROW PUBLICATIONS PVT. LTD.[®]

C-11 A & B, TSIIIC, Moulā-Ali, HYDERABAD - 40

☎ : +91 91009 99026, 91009 99027

mail@arrowpublicationsindia.com

PREFACE

The immediate surrounding of a child is his / her environment. It is essential that the child is able to relate himself / herself to what is being taught in the class. There should be a direct link between what the child learns at school and what he / she experiences in real life. Education should provide the learner with a peep-hole view of the unknown wonders of the world.

For a proper understanding about the surrounding world, performing interesting activities is not adequate. The emphasis is on developing a healthy attitude and imbibing values. At every possible step, children must be made to realize that it is their responsibility to maintain cleanliness, protect the environment, conserve resources, care for the environment, care for public property and respect the freedom of others, all of which contribute to living in peace and harmony. The books in this series attempt to inculcate these values in children without ever resorting to sermonizing or being philosophical.

— *Publishers*

CONTENTS

Term - I		
1.	Myself	5
2.	Living and Non-living Things	7
3.	My Body	13
4.	Domestic Animals	18
5.	Wild Animals	25
6.	Birds	31
Term - II		
7.	My Family	37
8.	My School	41
9.	Parts of a Plant	45
10.	Fruits	49
11.	Vegetables	55
12.	Flowers	61
Term - III		
13.	My Home	63
14.	Means of Transport	67
15.	People Who Help Us	72
16.	Weather and Different Clothes	74
17.	Manners	79
18.	Festivals	84
19.	Nature Talk	86

1. MYSELF

Paste the picture.



My name is Raju.
I am a boy.
I am 5 years old.




Paste your
passport size
photo

Draw :

My favourite fruit

My favourite vegetable

My favourite toy



Questions

1. What is your name?
A. My name is _____.
2. How old are you?
A. I am _____ years old.
3. In which class are you studying?
A. I am studying in UKG _____ section.

Note : Ask the students to introduce themselves one by one.


Class Activity

My name is

Home Activity

2. LIVING AND NON-LIVING THINGS

Living Things.



Living things have life. They eat, move, breathe and grow.

Non Living Things.



Non-living things have no life. They cannot move and grow.

Eg :Books, pencils, balls and bats are non-living things.

Class Activity

Paste 2 Living things and 2 Non-living things.

--	--

Home Activity

Draw 2 Living things and 2 Non-living things.

--	--

SAY AND WRITE

Class Activity

Book	Pencil	Bat
------	--------	-----

--	--	--

--	--	--

--	--	--

Home Activity

Hen	Boy	Plants
-----	-----	--------

--	--	--

--	--	--

--	--	--

Class Activity

Circle the Living thing.



Circle the Non-living thing.



Home Activity

Identify whether the given picture is of a living or non-living thing. Put a (✓) accordingly.



- Living thing Non-living thing



- Living thing Non-living thing



- Living thing Non-living thing



- Living thing Non-living thing



- Living thing Non-living thing

Missing letters.



b			k
---	--	--	---



p		n	c		l
---	--	---	---	--	---



b		t
---	--	---



h		n
---	--	---



b		y
---	--	---

Answer the following.

1. Name any 5 living things and 5 non-living things.

