

ACTIVE

MATHEMATICS

INTRODUCTORY

Pramila Enoch PPT, B.Com., B.Ed.

Maya Sukumaran M.Sc., B.Ed.

Principal, Gitanjali School
Begumpet, Hyderabad



ARROW PUBLICATIONS PVT. LTD.[®]

HYDERABAD - 500 040.

First Edition - 2011

Reprint - 2012, 2013, 2014, 2015, 2016, 2017, 2018, 2019, 2020

© Reserved with publishers

No part of this book may be copied or translated, stored in any database system or transmitted in any form or by any means without the prior written permission of the Publishers. Any breach will entail legal action and prosecution without further notice.



ARROW PUBLICATIONS PVT. LTD.[®]

C-11 A & B, TSIIC, Moula-Ali, Hyderabad - 500 040

Ph : +91 91009 99026, 91009 99027

mail@arrowpublicationsindia.com

PREFACE

The study of mathematics has always been a challenge because of its inherently abstract nature. Numbers, measurements, counting, shapes, time and space play an important role because they have varied applications in real life situations.

Making mathematics easy to understand involves making concepts crystal clear to students. To apply these concepts, the development of analytical and logical thinking is necessary. **Active Mathematics Introductory to 5** aims to equip pupils with the requisite skills to take on the challenge of handling abstractions in mathematics.

The books for the KG and Primary level help teachers to make the subject interesting and relevant. The series lays the foundation for understanding mathematics and sustaining the interest of young minds in the learning years.

The special features of Active Mathematics series are:

- *Lucid and simple mathematical concepts*
- *Interesting exercises to test learning and also included check your progress after each chapter.*
- *Revision activities that provide a quick recap and reinforce learning*
- *Lively illustrations and examples to aid understanding*
- *Test papers to strengthen clarity of concept*

Active Mathematics series hopes to help make a challenging subject easier to teach and learn. This series is an effort to help students put their best foot forward for the challenging future ahead. However any suggestions are welcome.

– **Publishers**

CONTENTS











S.No	Topics	Content	Pg. No	Month
1.	Review Exercise			
	a. Count and write the number	1 to 10	5	June
	b. Count and circle		6	
	c. Draw the objects		7	
	d. Bundle Counting (Matching)	10's up to 100	8	
	e. Join the dots	1 to 100	9	
	f. Picture activity number names	1 to 10	10, 11	
2.	Numbers	1 to 100	12	July
3.	Ordering	1 to 100	14-18	
4.	Number Names	11 to 20	19-21	August
5.	Numbers	101 to 200	22-24	
6.	Number Names	21 to 30	25-27	
7.	Comparison	1 to 20	28-41	
8.	Numbers	201 to 300	42-45	September
9.	Number Names	31 to 40	46-47	
10.	Addition	1 to 10	48-61	Quarterly
11.	Numbers	301 to 400	62-64	November
12.	Number Names	41 to 50	65-66	
13.	Number Names	51 to 60	67-68	
14.	Subtraction	1 to 10	69-79	Half-yearly
15.	Numbers	401 to 500	80-83	January
16.	Number Names	61 to 80	84	
17.	Shapes		85-86	
18.	Number Names	81 to 100	87	February
19.	Ordinals		88-92	March
20.	Test Papers	7 papers	93-111	Annual
21.	Assessment Sheet		112	

1. REVIEW EXERCISE

A. Count and write the number.



B. Count and circle the correct number.

 <p>1 2 3</p>	 <p>4 6 5</p>
 <p>4 5 6</p>	 <p>2 6 3</p>
 <p>7 8 9</p>	 <p>6 7 4</p>
 <p>10 2 3</p>	 <p>8 9 6</p>
 <p>4 8 7</p>	 <p>10 9 7</p>

C. Draw objects for the given numbers.



7 -
1 -
5 -
4 -
8 -

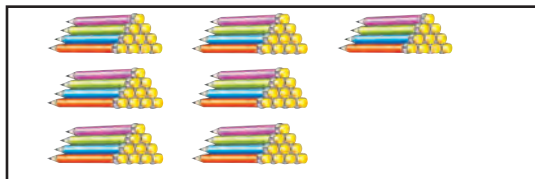
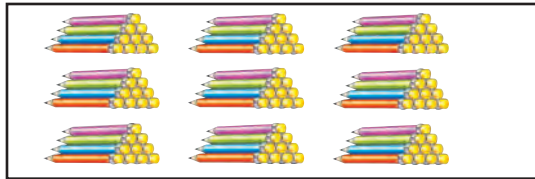
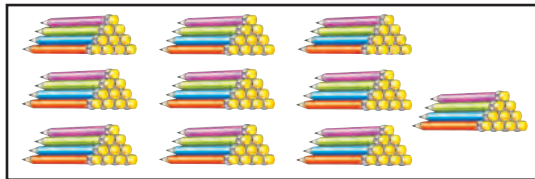
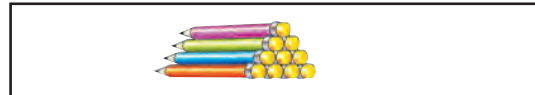
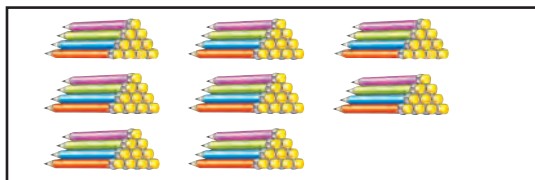
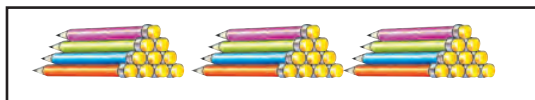
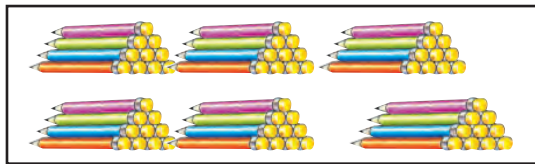
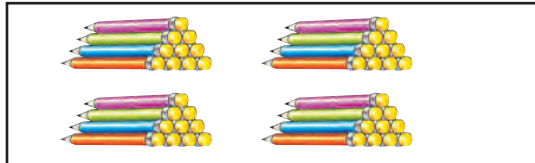
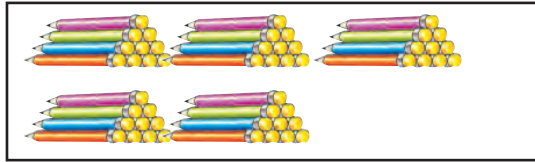
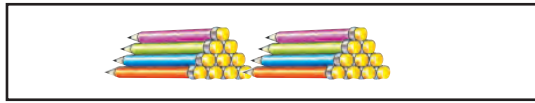


6 -
2 -
9 -
3 -
10 -

Remarks : * ** ***  Teacher's sign :

10'S UPTO 100

D. Match the bundles with the correct number.



10

90

50

70

20

40


60

30

100

80

E. Join the dots.



F. Picture Activity



Look at the picture on page 10. Count and write the number and the number name.

PICTURE

NUMBER

NUMBER NAME













