

ARROW

ENGLISH WORLD

BOOK -



PADMINI SAMEERAN
M.A., B.Ed., M.Phil. (English)

Prof. P. MADHAVAN
M.A., M.Phil., Ph.D
Department of Linguistics and Contemporary English
Dean, Research,
Chairman, Board of Research Studies
The English and Foreign Languages University (EFLU), Hyderabad



ARROW PUBLICATIONS PVT. LTD.[®]
HYDERABAD - 500 040

First Edition - 2014

Reprint - 2015, 2016, 2017, 2018, 2019, 2020

©Reserved with publishers

No part of this book may be copied or translated, stored in any data base system or transmitted in any form or by any means without the prior written permission of the Publishers. Any breach will entail legal action and prosecution without further notice.



ARROW PUBLICATIONS PVT. LTD.[®]

C-11 A & B, TSIIIC, Moula-Ali, Hyderabad - 500 040

Ph : +91 91009 99026, 91009 99027

mail@arrowpublicationsindia.com

P R E F A C E

English World is a series of English books for Classes I to V designed to achieve specific learning objectives making it ideally suited for a communicative approach to language learning. The series uses a variety of tools and techniques and aims at assessing a learner's development in the areas of learning such as knowledge, understanding or comprehension, application, analysis, evaluation and creativity.

The series has a multi-skill approach to language teaching and learning with all the elements of language like listening, speaking, reading, writing, vocabulary, structure and grammar integrated so as to facilitate the larger goal of language acquisition.

The key features that make the series unique are:

- *Carefully planned and graded content*
- *Themes of lessons drawn from real-life situations*
- *Numerous tasks for functional use of language*
- *Colourful and lively illustrations*
- *Simple and lucid style of presentation*
- *Interesting exercises drawn from familiar contexts*
- *Workbook to supplement the exercises in the course book*
- *Revision 1 and 2 to evaluate learner's progress*
- *Teacher's handbook for teacher support*

We hope the series will provide a comprehensive course in English to enable the young learners to use English both for academic purposes and real-life communication.

Happy Teaching and Happy Learning!

– Publishers

INSIDE THIS BOOK

CONTENT

- * *Designed in line with the communicative approach to teaching of English*
- * *Graded and structured content*
- * *Themes drawn from real-life situations*
- * *Simple and lucid style of presentation*
- * *Colourful and lively illustrations*

LISTENING

- * *Listening activity followed by exercises*

VOCABULARY

- * *Exercises on synonyms, antonyms, word association, homophones, rhyming words*

COMPREHENSION (Reading)

- * *All types of questions - factual, inferential and evaluative questions included to test comprehension skills*

STRUCTURE AND GRAMMAR

- * *Wide range of exercises on structures and functional grammar with explanations and examples*

SPELLING

- * *Exercises to test and improve spellings*

PRONUNCIATION

- * *Focus on letters and sounds*

SPEAKING

- * *Conversations for role-play to aid real-life communication*

CREATIVE WRITING

- * *Writing tasks to promote language skills and creative expression*

ACTIVITY

- * *Interesting tasks linked to themes contained in the lessons*

LIFE SKILLS

- * *Integrated with content to help learners develop human values and to help develop logic and thinking*

REVISION PAPERS

- * *Revision Papers provided for assessment of learner's progress*

CONTENTS

<i>Clap Your hands (poem)</i>	9
1. In the Park	10
2. At the Toy Shop.....	17
3. A Fancy Dress Show	24
<i>The Moon (poem)</i>	32
4. Where is Polly?.....	33
5. Flying Kites.....	41
6. A Day at the Beach	47
<i>My Kite (poem)</i>	53
7. A Good Boy.....	54
8. Pogo, My Pet Dog.....	61
<i>Model Test Paper SA-1</i>	67
9. The Magic Carpet	71
<i>Days of the Week (poem)</i>	79
10. The Little Seed.....	80
11. The Clever Fox	87
12. Neha Learns a Lesson.....	95
<i>Frogs at School (poem)</i>	101
13. A Birthday Party	102
14. The Woodcutter and the Fairy.....	108
15. The Little Red Hen.....	114
<i>Miss Molly had a Dolly (poem)</i>	120
<i>Model Test Paper SA-2</i>	121

DETAILED CONTENTS

S. NO.	LESSON	ORAL SKILLS	LISTENING	COMPREHENSION	VOCABULARY AND SPELLING	STRUCTURE AND GRAMMAR	PRO-NUNCIATION	SPEAKING	CREATIVE WRITING	ACTIVITY
1.	In the Park	Picture and Questions for Oral discussion	MCQs	* Complete the sentences. * Choose the right answer.	* Missing Letters * Opposites	* Use of this / these / that / those	Sound of the letter 'a'	Conversation between mother and child	Picture with Questions	Talk about a visit to a park.
2.	At the Toy Shop	Picture and Questions for Oral discussion	MCQs	* Complete the sentences.	* Action Words	* One and more than one * Use of am / is / are	Sound of the letter 'a'	Conversation between father and son	Write about a toy you have.	Draw and colour your favourite toy.
3.	A Fancy Dress Show	Picture and Questions for Oral discussion	MCQs	* Complete the sentences.	* Missing Letters	* Yes / no Questions * Use of a / an * Use of have / has	Sound of the letter 'a'	Conversation between mother and child	Guessing the job from the pictures	Talk about what you want to be when you grow up.
4.	Where is Polly?	Picture and Questions for Oral discussion	MCQs	* Complete the sentences.	* Add similar Words * Words with double letters	* Use of Prepositions * Use of Pronouns * One and More than One	Sound of the letter 'a'	Conversation between members of a family	Write about a pet.	Draw a parrot and colour it.
5.	Flying Kites	Picture and Questions for Oral discussion	MCQs	* Complete the sentences.	* Missing Letters * Match action words with things.	* Words showing Possession * -ing forms of verbs * Use of 's	Sound of the letter 'e'	Conversation between two friends	Write about what you do on a holiday.	Draw some kites and colour them.
6.	A Day at the Beach	Picture and Questions for Oral discussion	MCQs	* Complete the sentences.	* Opposites * Add similar words	* Singular and Plural Verbs	Sound of the letter 'i'	Conversation between two friends	Write about a picnic you went to.	Visit a beach and talk about it.
7.	A Good Boy	Picture and Questions for Oral discussion	MCQs	* Complete the sentences.	* Sound of things	* One and more than One * Use of don't / doesn't * Use of do / does	Sound of the letter 'o'	Conversation between neighbour and child, teacher and student	Write about your best friends.	Talk about your favourite game.
8.	Pogo, My Pet Dog	Picture and Questions for Oral discussion	MCQs	* Complete the sentences * Choose the right answer	* Compound Words	* Verbs (-ing forms)	Sound of the letters 'oo'	Conversation between mother and child	Write sentences for the pictures.	Talk about your pet.

S. NO.	LESSON	ORAL SKILLS	LISTENING	COMPREHENSION	VOCABULARY AND SPELLING	STRUCTURE AND GRAMMAR	PRO-NUNCIATION	SPEAKING	CREATIVE WRITING	ACTIVITY
9.	The Magic Carpet	Picture and Questions for Oral discussion	MCQs	* Complete the sentences * Choose the right answer	* Opposites * Homonyms	* Adjectives * Prepositions * Singular and Plural forms	Sound of the letter 'o'	Conversation between two friends	Imagine you sit on a magic carpet. Write about your journey.	Collect and paste pictures.
10.	The Little Seed	Picture and Questions for Oral discussion	MCQs	* Complete the sentences * Choose the right answer	* Opposites * Choose the right words.	* Past tense forms * Use of am / is / are / was / were	Sound of the letter 'u'	Conversation between father and child	Write sentences for the pictures.	Planting seeds
11.	The Clever Fox	Picture and Questions for Oral discussion	MCQs	* Complete the sentences * Choose the right answer	* Opposites * Add a suitable word.	* Adjectives * Verbs Past forms * Use of did not	Sound of the letter 'ou'	Conversation between two friends	Complete the story.	Talk about your favourite activity.
12.	Neha Learns a Lesson	Picture and Questions for Oral discussion	MCQs	* Complete the sentences * Choose the right answer	* Opposites * Underline hidden word.	* Verbs - Present and Past forms * Use of didn't	Sound of the letter 'ow'	Conversation between teacher and student	Write about what you did last Sunday.	Talk about your visit to the zoo.
13.	A Birthday Party	Picture and Questions for Oral discussion	MCQs	* Complete the sentences * Choose the right answer	* Add a suitable word	* Past forms of verbs * Use didn't	Sound of the letter 'oi'	Conversation between two friends	Write about your birthday celebrations.	Make birthday cards.
14.	The Woodcutter and the Fairy	Picture and Questions for Oral discussion	MCQs	* Complete the sentences * Choose the right answer	* Opposites	* Conjunctions	Sound of the letter 'ai'	Conversation between friends	Complete the story with given words.	Find out names of people who do different jobs.
15.	The Little Red Hen	Picture and Questions for Oral discussion	MCQs	* Complete the sentences * Choose the right answer	* Find the hidden word	* Verbs - The Future tense	Sound of the letter 'ea'	Conversation between mother and son	Write some ways in which you help your parents.	Find out the recipe of your favourite dish.

CLAP YOUR HANDS



Clap your hands,
Clap your hands,
Listen to the music
And clap your hands.



Tap your feet,
Tap your feet,
Listen to the music
And tap your feet.



Turn around,
Turn around,
Listen to the music
And turn around.

Jump up high,
Jump up high,
Listen to the music
And jump up high.



IN THE PARK

This is a park.

There are some children in the park.

The children are playing.



Anu is in the park. She is with her mother.

They are walking.

“Look Anu,” says her mother,

“This is a pond and these are ducks.”

Now they are sitting by the pond.

They are looking at the ducks.



“Look at those monkeys,” says Anu.

“Yes, that is the mother monkey.”

“Those are the baby monkeys,” says her mother.



“Come here Anu,” says her mother.

“Look at those flowers.”

“What is that, mama?” Anu asks.

“That is a butterfly,”
says her mother.



Anu and her mother are sitting in the park.

The sun is setting in the sky.

“Mama, look at those birds,” says Anu.

“Yes, they are flying to their nests,” says her mother.



It is getting dark.

Anu and her mother are going home.



NEW WORDS

park

children

playing

mother

pond

ducks

monkey

tree

flowers

butterfly

sun

sky

birds

setting

nests

dark

home

flying

PICTURE READING

Look at the picture and discuss the questions that follow.



1. What does the picture show?
2. What are the children doing?
3. Where is the baby?
4. What is the old man doing?
5. Do you go to a park? What are the things you do there?

LISTENING

Listen to the text carefully as your teacher reads it out. Then say whether the following statements are true or false.

1. Anu is with her father. []
2. The monkeys are on the tree. []
3. Anu is playing in the park. []
4. The birds are in the sky. []
5. The sun is rising. []


COMPREHENSION


Read the lesson and complete the following sentences.


1. Anu and her mother are in the
2. The children are in the park.
3. The ducks are in the
4. The sun is setting in the
5. There is a on the flower.
6. The birds are flying to their


VOCABULARY

1. Who am I?

1.  I give you light: s _ _ n

2.  I can fly: b _ _ d

3.  I can swim: d _ _ k

4.  I can swing on trees: m _ _ k _ y

5.  I sit on flowers: b _ tt _ rf _ y

II. Write the opposites of these words.

in x

yes x

come x

some x

sit x

here x

STRUCTURE AND GRAMMAR

Underline the right answer.

1. (This / These) is a fruit.



2. (That / Those) are stars.



3. (These / Those) are chicks.



4. (That / Those) is the moon.



5. (This / These) is a monkey.



PRONUNCIATION

Read these words aloud.

park	far
dark	car
mark	star
bark	jar

SPEAKING

Practise this conversation with your friend.

